



CATERHAM ACADEMY CHAMPIONSHIP

Brands Hatch Indy Circuit

26th / 27th September 2020



Results Provided by Timing Solutions Ltd
www.tsl-timing.com

Caterham Academy Championship

QUALIFYING - RACE 1 - CLASSIFICATION



POS	NO	NAME	ENTRY	TIME	ON	LAPS	GAP	DIFF	MPH
1	59	Tom COCKERILL	Caterham Academy	56.201	11	16			77.37
2	97	Gwyndaf JONES	Caterham Academy	56.537	12	15	0.336	0.336	76.91
3	44	Chris SKILLICORN	Caterham Academy	56.624	12	16	0.423	0.087	76.79
4	21	Deniz ERKAN-BAX	Caterham Academy	56.973	12	15	0.772	0.349	76.32
5	31	Colin GOULD	Caterham Academy	57.163	13	15	0.962	0.190	76.07
6	29	Andrew BERGBAUM	Caterham Academy	57.232	13	14	1.031	0.069	75.98
7	99	Toby BOYES	Caterham Academy	57.256	14	16	1.055	0.024	75.95
8	96	Peter MOTT	Caterham Academy	57.338	13	16	1.137	0.082	75.84
9	71	Rob OLDLAND	Caterham Academy	57.342	8	15	1.141	0.004	75.83
10	27	Kevin TURNER	Caterham Academy	57.366	12	16	1.165	0.024	75.80
11	12	Ronald MOUNSEY	Caterham Academy	57.398	9	15	1.197	0.032	75.76
12	98	James HALL	Caterham Academy	57.420	15	15	1.219	0.022	75.73
13	2*	Andy LUND	Caterham Academy	57.473	9	15	1.272	0.053	75.66
14	56	Micah LAZARUS	Caterham Academy	57.526	6	16	1.325	0.053	75.59
15	26	Peter LAWSON	Caterham Academy	57.649	12	16	1.448	0.123	75.43
16	57	Ian HAPGOOD	Caterham Academy	57.802	13	15	1.601	0.153	75.23
17	16	Bruce DUCKWORTH	Caterham Academy	57.867	16	16	1.666	0.065	75.14
18	9	James GRIFFITHS	Caterham Academy	57.959	15	15	1.758	0.092	75.02
19	49*	Steve LANCASTER	Caterham Academy	57.980	6	15	1.779	0.021	75.00
20	10	Richard BROOKS	Caterham Academy	58.313	8	15	2.112	0.333	74.57

No. 49 - 1 Lap time disallowed; exceeding track limits.
 No. 2 - 3 Lap times disallowed; exceeding track limits.

Brands Hatch Indy
 Circuit Length = 1.2079 miles
 Start: 09:00 Flag 09:15 End: 09:16

Weather / Track : Sunny / Dry
 These results are provisional until the conclusion of any judicial and technical matters.

Clerk Of Course :	Steward :	Timekeeper : Nick Palmer
-------------------	-----------	--------------------------

Results can be found at www.tsl-timing.com

Printed - 09:21 Saturday, 26 September 2020



Caterham Academy Championship

QUALIFYING - RACE 1 - LAP ANALYSIS

DIFF = Difference To Personal Best Lap

P1 59 Tom COCKERILL				
LAP	LAP TIME	DIFF	MPH	TIME OF DAY
1 -	1:01.874	5.673	70.28	09:01:11.215
2 -	57.740	1.539	75.31	09:02:08.955
3 -	57.178	0.977	76.05	09:03:06.133
4 -	58.213	2.012	74.70	09:04:04.346
5 -	57.727	1.526	75.33	09:05:02.073
6 -	56.381 (2)	0.180	77.12	09:05:58.454
7 -	58.793	2.592	73.96	09:06:57.247
8 -	56.555	0.354	76.89	09:07:53.802
9 -	56.390 (3)	0.189	77.11	09:08:50.192
10 -	57.030	0.829	76.25	09:09:47.222
11 -	56.201 (1)		77.37	09:10:43.423
12 -	56.391	0.190	77.11	09:11:39.814
13 -	58.351	2.150	74.52	09:12:38.165
14 -	59.670	3.469	72.87	09:13:37.835
15 -	56.771	0.570	76.59	09:14:34.606
16 -	56.681	0.480	76.72	09:15:31.287

P2 97 Gwyndaf JONES				
LAP	LAP TIME	DIFF	MPH	TIME OF DAY
1 -	1:12.447	15.910	60.02	09:01:48.526
2 -	58.192	1.655	74.72	09:02:46.718
3 -	56.958	0.421	76.34	09:03:43.676
4 -	57.542	1.005	75.57	09:04:41.218
5 -	56.968	0.431	76.33	09:05:38.186
6 -	58.347	1.810	74.53	09:06:36.533
7 -	56.938	0.401	76.37	09:07:33.471
8 -	57.128	0.591	76.12	09:08:30.599
9 -	56.646 (3)	0.109	76.76	09:09:27.245
10 -	1:01.415	4.878	70.80	09:10:28.660
11 -	57.592	1.055	75.50	09:11:26.252
12 -	56.537 (1)		76.91	09:12:22.789
13 -	56.565 (2)	0.028	76.87	09:13:19.354
14 -	1:00.139	3.602	72.30	09:14:19.493
15 -	56.972	0.435	76.32	09:15:16.465

P3 44 Chris SKILLICORN				
LAP	LAP TIME	DIFF	MPH	TIME OF DAY
1 -	1:01.651	5.027	70.53	09:01:11.936
2 -	57.524	0.900	75.59	09:02:09.460
3 -	57.405	0.781	75.75	09:03:06.865
4 -	57.227	0.603	75.98	09:04:04.092
5 -	57.423	0.799	75.72	09:05:01.515
6 -	56.791 (3)	0.167	76.57	09:05:58.306
7 -	56.774 (2)	0.150	76.59	09:06:55.080
8 -	56.796	0.172	76.56	09:07:51.876
9 -	57.084	0.460	76.17	09:08:48.960
10 -	56.835	0.211	76.51	09:09:45.795
11 -	56.976	0.352	76.32	09:10:42.771
12 -	56.624 (1)		76.79	09:11:39.395
13 -	58.991	2.367	73.71	09:12:38.386
14 -	57.211	0.587	76.00	09:13:35.597
15 -	56.824	0.200	76.52	09:14:32.421
16 -	58.278	1.654	74.61	09:15:30.699

P4 21 Deniz ERKAN-BAX				
LAP	LAP TIME	DIFF	MPH	TIME OF DAY
1 -	1:02.551	5.578	69.52	09:01:24.985
2 -	58.861	1.888	73.87	09:02:23.846
3 -	1:02.997	6.024	69.02	09:03:26.843

DIFF = Difference To Personal Best Lap

4 -	1:06.990	10.017	64.91	09:04:33.833
5 -	57.296	0.323	75.89	09:05:31.129
6 -	57.496	0.523	75.63	09:06:28.625
7 -	57.764	0.791	75.28	09:07:26.389
8 -	57.421	0.448	75.73	09:08:23.810
9 -	57.393	0.420	75.76	09:09:21.203
10 -	57.299	0.326	75.89	09:10:18.502
11 -	57.294 (3)	0.321	75.89	09:11:15.796
12 -	56.973 (1)		76.32	09:12:12.769
13 -	59.369	2.396	73.24	09:13:12.138
14 -	57.311	0.338	75.87	09:14:09.449
15 -	57.012 (2)	0.039	76.27	09:15:06.461

P5 31 Colin GOULD				
LAP	LAP TIME	DIFF	MPH	TIME OF DAY
1 -	1:09.314	12.151	62.73	09:01:49.179
2 -	58.496	1.333	74.34	09:02:47.675
3 -	57.499	0.336	75.62	09:03:45.174
4 -	57.454	0.291	75.68	09:04:42.628
5 -	57.403	0.240	75.75	09:05:40.031
6 -	57.298	0.135	75.89	09:06:37.329
7 -	59.998	2.835	72.47	09:07:37.327
8 -	57.418	0.255	75.73	09:08:34.745
9 -	57.228 (2)	0.065	75.98	09:09:31.973
10 -	58.018	0.855	74.95	09:10:29.991
11 -	58.162	0.999	74.76	09:11:28.153
12 -	57.438	0.275	75.70	09:12:25.591
13 -	57.163 (1)		76.07	09:13:22.754
14 -	57.338	0.175	75.84	09:14:20.092
15 -	57.246 (3)	0.083	75.96	09:15:17.338

P6 29 Andrew BERGBAUM				
LAP	LAP TIME	DIFF	MPH	TIME OF DAY
1 -	1:06.537	9.305	65.35	09:01:35.954
2 -	1:00.470	3.238	71.91	09:02:36.424
3 -	59.042	1.810	73.65	09:03:35.466
4 -	59.086	1.854	73.59	09:04:34.552
5 -	1:03.353	6.121	68.64	09:05:37.905
6 -	58.462	1.230	74.38	09:06:36.367
7 -	1:03.470	6.238	68.51	09:07:39.837
8 -	58.239	1.007	74.66	09:08:38.076
9 -	58.123	0.891	74.81	09:09:36.199
10 -	57.645 (2)	0.413	75.43	09:10:33.844
11 -	57.791 (3)	0.559	75.24	09:11:31.635
12 -	57.990	0.758	74.98	09:12:29.625
13 -	57.232 (1)		75.98	09:13:26.857
14 -	1:03.277	6.045	68.72	09:14:30.134

P7 99 Toby BOYES				
LAP	LAP TIME	DIFF	MPH	TIME OF DAY
1 -	1:03.783	6.527	68.17	09:01:15.188
2 -	58.871	1.615	73.86	09:02:14.059
3 -	58.419	1.163	74.43	09:03:12.478
4 -	58.050	0.794	74.91	09:04:10.528
5 -	58.124	0.868	74.81	09:05:08.652
6 -	58.131	0.875	74.80	09:06:06.783
7 -	57.915	0.659	75.08	09:07:04.698
8 -	57.647	0.391	75.43	09:08:02.345
9 -	57.840	0.584	75.18	09:09:00.185
10 -	57.728	0.472	75.32	09:09:57.913
11 -	57.798	0.542	75.23	09:10:55.711
12 -	58.169	0.913	74.75	09:11:53.880

Brands Hatch Indy

Circuit Length = 1.2079 miles

Start: 09:00 Flag 09:15 End: 09:16

Weather / Track : Sunny / Dry

Caterham Academy Championship

QUALIFYING - RACE 1 - LAP ANALYSIS

DIFF = Difference To Personal Best Lap

13 -	57.479 (2)	0.223	75.65	09:12:51.359
14 -	57.256 (1)		75.95	09:13:48.615
15 -	57.722	0.466	75.33	09:14:46.337
16 -	57.586 (3)	0.330	75.51	09:15:43.923

P8 96 Peter MOTT

LAP	LAP TIME	DIFF	MPH	TIME OF DAY
1 -	1:04.835	7.497	67.07	09:01:20.341
2 -	1:00.934	3.596	71.36	09:02:21.275
3 -	58.828	1.490	73.92	09:03:20.103
4 -	58.214	0.876	74.70	09:04:18.317
5 -	57.702	0.364	75.36	09:05:16.019
6 -	57.841	0.503	75.18	09:06:13.860
7 -	57.942	0.604	75.05	09:07:11.802
8 -	57.769	0.431	75.27	09:08:09.571
9 -	1:00.329	2.991	72.08	09:09:09.900
10 -	57.591 (3)	0.253	75.50	09:10:07.491
11 -	58.137	0.799	74.79	09:11:05.628
12 -	57.848	0.510	75.17	09:12:03.476
13 -	57.338 (1)		75.84	09:13:00.814
14 -	57.942	0.604	75.05	09:13:58.756
15 -	58.050	0.712	74.91	09:14:56.806
16 -	57.510 (2)	0.172	75.61	09:15:54.316

P9 71 Rob OLDLAND

LAP	LAP TIME	DIFF	MPH	TIME OF DAY
1 -	1:05.104	7.762	66.79	09:01:32.809
2 -	59.192	1.850	73.46	09:02:32.001
3 -	1:01.677	4.335	70.50	09:03:33.678
4 -	1:00.085	2.743	72.37	09:04:33.763
5 -	58.628	1.286	74.17	09:05:32.391
6 -	57.944	0.602	75.04	09:06:30.335
7 -	57.506 (2)	0.164	75.62	09:07:27.841
8 -	57.342 (1)		75.83	09:08:25.183
9 -	1:00.530	3.188	71.84	09:09:25.713
10 -	58.012	0.670	74.96	09:10:23.725
11 -	57.704	0.362	75.36	09:11:21.429
12 -	58.622	1.280	74.18	09:12:20.051
13 -	57.604 (3)	0.262	75.49	09:13:17.655
14 -	1:08.049	10.707	63.90	09:14:25.704
15 -	59.516	2.174	73.06	09:15:25.220

P10 27 Kevin TURNER

LAP	LAP TIME	DIFF	MPH	TIME OF DAY
1 -	1:04.164	6.798	67.77	09:01:24.062
2 -	59.635	2.269	72.92	09:02:23.697
3 -	1:01.258	3.892	70.98	09:03:24.955
4 -	58.211	0.845	74.70	09:04:23.166
5 -	58.300	0.934	74.59	09:05:21.466
6 -	58.290	0.924	74.60	09:06:19.756
7 -	58.050	0.684	74.91	09:07:17.806
8 -	57.912	0.546	75.08	09:08:15.718
9 -	57.791	0.425	75.24	09:09:13.509
10 -	58.053	0.687	74.90	09:10:11.562
11 -	57.719	0.353	75.34	09:11:09.281
12 -	57.366 (1)		75.80	09:12:06.647
13 -	57.601	0.235	75.49	09:13:04.248
14 -	57.517 (3)	0.151	75.60	09:14:01.765
15 -	58.704	1.338	74.07	09:15:00.469
16 -	57.464 (2)	0.098	75.67	09:15:57.933

DIFF = Difference To Personal Best Lap

P11 12 Ronald MOUNSEY				
LAP	LAP TIME	DIFF	MPH	TIME OF DAY
1 -	1:11.290	13.892	60.99	09:01:43.721
2 -	1:00.158	2.760	72.28	09:02:43.879
3 -	58.740	1.342	74.03	09:03:42.619
4 -	58.420	1.022	74.43	09:04:41.039
5 -	58.477	1.079	74.36	09:05:39.516
6 -	57.537 (2)	0.139	75.57	09:06:37.053
7 -	58.490	1.092	74.34	09:07:35.543
8 -	57.915	0.517	75.08	09:08:33.458
9 -	57.398 (1)		75.76	09:09:30.856
10 -	58.521	1.123	74.30	09:10:29.377
11 -	58.360	0.962	74.51	09:11:27.737
12 -	57.791 (3)	0.393	75.24	09:12:25.528
13 -	58.348	0.950	74.52	09:13:23.876
14 -	57.901	0.503	75.10	09:14:21.777
15 -	58.172	0.774	74.75	09:15:19.949

P12 98 James HALL

LAP	LAP TIME	DIFF	MPH	TIME OF DAY
1 -	1:04.555	7.135	67.36	09:01:30.148
2 -	1:00.510	3.090	71.86	09:02:30.658
3 -	58.519	1.099	74.31	09:03:29.177
4 -	58.750	1.330	74.01	09:04:27.927
5 -	57.991	0.571	74.98	09:05:25.918
6 -	57.854 (2)	0.434	75.16	09:06:23.772
7 -	58.818	1.398	73.93	09:07:22.590
8 -	58.305	0.885	74.58	09:08:20.895
9 -	58.958	1.538	73.75	09:09:19.853
10 -	59.077	1.657	73.60	09:10:18.930
11 -	58.403	0.983	74.45	09:11:17.333
12 -	58.198	0.778	74.72	09:12:15.531
13 -	57.860 (3)	0.440	75.15	09:13:13.391
14 -	58.154	0.734	74.77	09:14:11.545
15 -	57.420 (1)		75.73	09:15:08.965

P13 2 Andy LUND

LAP	LAP TIME	DIFF	MPH	TIME OF DAY
1 -	1:07.077	9.604	64.83	09:01:19.948
2 -	1:01.003	3.530	71.28	09:02:20.951
3 -	58.855 D	1.382	73.88	09:03:19.806
4 -	58.220	0.747	74.69	09:04:18.026
5 -	57.654 (2)	0.181	75.42	09:05:15.680
6 -	57.999 D	0.526	74.97	09:06:13.679
7 -	1:01.309	3.836	70.92	09:07:14.988
8 -	58.282	0.809	74.61	09:08:13.270
9 -	57.473 (1)		75.66	09:09:10.743
10 -	1:02.302	4.829	69.79	09:10:13.045
11 -	58.390	0.917	74.47	09:11:11.435
12 -	57.740 (3)	0.267	75.31	09:12:09.175
13 -	1:01.541	4.068	70.66	09:13:10.716
14 -	59.166	1.693	73.49	09:14:09.882
15 -	58.448 D	0.645	74.82	09:15:08.000

P14 56 Micah LAZARUS

LAP	LAP TIME	DIFF	MPH	TIME OF DAY
1 -	1:05.467	7.941	66.42	09:01:22.155
2 -	1:00.467	2.941	71.91	09:02:22.622
3 -	58.659	1.133	74.13	09:03:21.281
4 -	58.419	0.893	74.43	09:04:19.700
5 -	58.169	0.643	74.75	09:05:17.869

Brands Hatch Indy

Circuit Length = 1.2079 miles

Start: 09:00 Flag 09:15 End: 09:16

Weather / Track : Sunny / Dry

Caterham Academy Championship

QUALIFYING - RACE 1 - LAP ANALYSIS

DIFF = Difference To Personal Best Lap

6 -	57.526 (1)		75.59	09:06:15.395
7 -	58.124	0.598	74.81	09:07:13.519
8 -	57.898 (3)	0.372	75.10	09:08:11.417
9 -	58.617	1.091	74.18	09:09:10.034
10 -	58.058	0.532	74.90	09:10:08.092
11 -	58.127	0.601	74.81	09:11:06.219
12 -	57.789 (2)	0.263	75.24	09:12:04.008
13 -	58.931	1.405	73.79	09:13:02.939
14 -	57.953	0.427	75.03	09:14:00.892
15 -	1:03.716	6.190	68.24	09:15:04.608
16 -	59.454	1.928	73.14	09:16:04.062

P15 26 Peter LAWSON

LAP	LAP TIME	DIFF	MPH	TIME OF DAY
1 -	1:06.172	8.523	65.71	09:01:19.897
2 -	59.814	2.165	72.70	09:02:19.711
3 -	58.476	0.827	74.36	09:03:18.187
4 -	58.081	0.432	74.87	09:04:16.268
5 -	58.521	0.872	74.30	09:05:14.789
6 -	58.156	0.507	74.77	09:06:12.945
7 -	58.427	0.778	74.42	09:07:11.372
8 -	58.040	0.391	74.92	09:08:09.412
9 -	58.262	0.613	74.63	09:09:07.674
10 -	58.116	0.467	74.82	09:10:05.790
11 -	57.915	0.266	75.08	09:11:03.705
12 -	57.649 (1)		75.43	09:12:01.354
13 -	58.050	0.401	74.91	09:12:59.404
14 -	57.677 (2)	0.028	75.39	09:13:57.081
15 -	57.839 (3)	0.190	75.18	09:14:54.920
16 -	58.130	0.481	74.80	09:15:53.050

P16 57 Ian HAPGOOD

LAP	LAP TIME	DIFF	MPH	TIME OF DAY
1 -	1:13.639	15.837	59.05	09:01:55.571
2 -	59.535	1.733	73.04	09:02:55.106
3 -	59.549	1.747	73.02	09:03:54.655
4 -	58.891	1.089	73.84	09:04:53.546
5 -	58.820	1.018	73.93	09:05:52.366
6 -	59.156	1.354	73.51	09:06:51.522
7 -	58.557	0.755	74.26	09:07:50.079
8 -	58.742	0.940	74.02	09:08:48.821
9 -	58.183	0.381	74.74	09:09:47.004
10 -	57.824 (2)	0.022	75.20	09:10:44.828
11 -	58.102 (3)	0.300	74.84	09:11:42.930
12 -	58.431	0.629	74.42	09:12:41.361
13 -	57.802 (1)		75.23	09:13:39.163
14 -	58.484	0.682	74.35	09:14:37.647
15 -	58.277	0.475	74.61	09:15:35.924

P17 16 Bruce DUCKWORTH

LAP	LAP TIME	DIFF	MPH	TIME OF DAY
1 -	1:04.167	6.300	67.77	09:01:23.130
2 -	1:00.075	2.208	72.38	09:02:23.205
3 -	59.039	1.172	73.65	09:03:22.244
4 -	58.507	0.640	74.32	09:04:20.751
5 -	58.182	0.315	74.74	09:05:18.933
6 -	58.014	0.147	74.95	09:06:16.947
7 -	58.252	0.385	74.65	09:07:15.199
8 -	1:02.845	4.978	69.19	09:08:18.044
9 -	58.023	0.156	74.94	09:09:16.067
10 -	57.870 (2)	0.003	75.14	09:10:13.937
11 -	58.070	0.203	74.88	09:11:12.007

DIFF = Difference To Personal Best Lap

12 -	57.977	0.110	75.00	09:12:09.984
13 -	58.091	0.224	74.85	09:13:08.075
14 -	58.041	0.174	74.92	09:14:06.116
15 -	57.890 (3)	0.023	75.11	09:15:04.006
16 -	57.867 (1)		75.14	09:16:01.873

P18 9 James GRIFFITHS

LAP	LAP TIME	DIFF	MPH	TIME OF DAY
1 -	1:04.970	7.011	66.93	09:01:28.666
2 -	59.293	1.334	73.34	09:02:27.959
3 -	59.919	1.960	72.57	09:03:27.878
4 -	59.167	1.208	73.49	09:04:27.045
5 -	58.167 (3)	0.208	74.76	09:05:25.212
6 -	58.259	0.300	74.64	09:06:23.471
7 -	58.744	0.785	74.02	09:07:22.215
8 -	58.140 (2)	0.181	74.79	09:08:20.355
9 -	59.131	1.172	73.54	09:09:19.486
10 -	58.195	0.236	74.72	09:10:17.681
11 -	58.998	1.039	73.70	09:11:16.679
12 -	1:02.501	4.542	69.57	09:12:19.180
13 -	1:03.737	5.778	68.22	09:13:22.917
14 -	58.680	0.721	74.10	09:14:21.597
15 -	57.959 (1)		75.02	09:15:19.556

P19 49 Steve LANCASTER

LAP	LAP TIME	DIFF	MPH	TIME OF DAY
1 -	1:04.887	6.907	67.01	09:01:29.279
2 -	59.981	2.001	72.49	09:02:29.260
3 -	59.157	1.177	73.50	09:03:28.417
4 -	1:00.036	2.056	72.43	09:04:28.453
5 -	58.271 (2)	0.291	74.62	09:05:26.724
6 -	57.980 (1)		75.00	09:06:24.704
7 -	58.407 (3)	0.427	74.45	09:07:23.111
8 -	59.308 D	1.328	73.32	09:08:22.419
9 -	58.771	0.791	73.99	09:09:21.190
10 -	59.044	1.064	73.65	09:10:20.234
11 -	58.758	0.778	74.00	09:11:18.992
12 -	58.604	0.624	74.20	09:12:17.596
13 -	59.281	1.301	73.35	09:13:16.877
14 -	59.308	1.328	73.32	09:14:16.185
15 -	58.948	0.968	73.77	09:15:15.133

P20 10 Richard BROOKS

LAP	LAP TIME	DIFF	MPH	TIME OF DAY
1 -	1:05.398	7.085	66.49	09:01:27.095
2 -	59.401	1.088	73.20	09:02:26.496
3 -	59.832	1.519	72.68	09:03:26.328
4 -	58.900	0.587	73.83	09:04:25.228
5 -	58.910	0.597	73.81	09:05:24.138
6 -	58.847	0.534	73.89	09:06:22.985
7 -	58.442	0.129	74.40	09:07:21.427
8 -	58.313 (1)		74.57	09:08:19.740
9 -	58.778	0.465	73.98	09:09:18.518
10 -	58.358 (3)	0.045	74.51	09:10:16.876
11 -	1:11.553	13.240	60.77	09:11:28.429
12 -	58.967	0.654	73.74	09:12:27.396
13 -	58.933	0.620	73.78	09:13:26.329
14 -	58.780	0.467	73.98	09:14:25.109
15 -	58.347 (2)	0.034	74.53	09:15:23.456

Weather / Track : Sunny / Dry

Brands Hatch Indy
Circuit Length = 1.2079 miles
Start: 09:00 Flag 09:15 End: 09:16

Caterham Academy Championship

QUALIFYING - RACE 1 - STATISTICS

Competitors Started 20
Planned Start 2020-09-26 @ 09:00:00.000
Actual Start 2020-09-26 @ 09:00:05.981
Finish Time 2020-09-26 @ 09:15:06.460
Track Length 1.2079mi.
Total Laps 307
Total Distance Covered 370.8392mi.

Session Fastest Lap History

NO	NAME	LAP TIME	TIME OF DAY	LAP	VEHICLE
59	Tom COCKERILL	57.740	09:02:08.969	2	Caterham Academy
44	Chris SKILLICORN	57.524	09:02:09.474	2	Caterham Academy
59	Tom COCKERILL	57.178	09:03:06.147	3	Caterham Academy
97	Gwyndaf JONES	56.958	09:03:43.690	3	Caterham Academy
44	Chris SKILLICORN	56.791	09:05:58.319	6	Caterham Academy
59	Tom COCKERILL	56.381	09:05:58.467	6	Caterham Academy
59	Tom COCKERILL	56.201	09:10:43.436	11	Caterham Academy

Flag History

TYPE	TIME OF DAY
GREEN	09:00:05.981
FINISH	09:15:06.460


Flag Statistics

TYPE	COUNT	TOTAL LAPS	TOTAL TIME
Green	1	16	16:10.077
Red	0	0	0.000
Safety Car	0	0	0.000
FCY	0	0	0.000

Caterham Academy Championship

RACE 1 - GRID (20 minutes)



ROW 10	19	57.980	49 Steve LANCASTER	20	58.313	10 Richard BROOKS
ROW 9	17	57.867	16 Bruce DUCKWORTH	18	57.959	9 James GRIFFITHS
ROW 8	15	57.649	26 Peter LAWSON	16	57.802	57 Ian HAPGOOD
ROW 7	13	57.473	2 Andy LUND	14	57.526	56 Micah LAZARUS
ROW 6	11	57.398	12 Ronald MOUNSEY	12	57.420	98 James HALL
ROW 5	9	57.342	71 Rob OLDLAND	10	57.366	27 Kevin TURNER
ROW 4	7	57.256	99 Toby BOYES	8	57.338	96 Peter MOTT
ROW 3	5	57.163	31 Colin GOULD	6	57.232	29 Andrew BERGBAUM
ROW 2	3	56.624	44 Chris SKILLICORN	4	56.973	21 Deniz ERKAN-BAX
ROW 1	1	56.201	59 Tom COCKERILL	2	56.537	97 Gwyndaf JONES
Pole						
						

Brands Hatch Indy
Circuit Length = 1.2079 miles

These results are provisional until the conclusion of any judicial and technical matters.

Clerk Of Course :	Steward :	Timekeeper : Nick Palmer
-------------------	-----------	--------------------------

Results can be found at www.tsl-timing.com

Printed - 09:23 Saturday, 26 September 2020



Caterham Academy Championship

RACE 1 - CLASSIFICATION



POS	NO	NAME	ENTRY	LAPS	TIME	GAP	DIFF	MPH	BEST	ON
1	59	Tom COCKERILL	Caterham Academy	19	20:23.821			67.51	56.674	9
2	44	Chris SKILLICORN	Caterham Academy	19	20:24.316	0.495	0.495	67.48	56.741	9
3	97	Gwyndaf JONES	Caterham Academy	19	20:24.701	0.880	0.385	67.46	56.687	9
4	21	Deniz ERKAN-BAX	Caterham Academy	19	20:24.874	1.053	0.173	67.45	56.805	10
5	99	Toby BOYES	Caterham Academy	19	20:25.949	2.128	1.075	67.39	56.692	19
6	31	Colin GOULD	Caterham Academy	19	20:26.500	2.679	0.551	67.36	57.391	19
7	29	Andrew BERGBAUM	Caterham Academy	19	20:29.623	5.802	3.123	67.19	57.834	13
8	96	Peter MOTT	Caterham Academy	19	20:29.955	6.134	0.332	67.17	57.853	13
9	56	Micah LAZARUS	Caterham Academy	19	20:30.589	6.768	0.634	67.14	57.670	13
10	26	Peter LAWSON	Caterham Academy	19	20:30.742	6.921	0.153	67.13	57.313	14
11	71	Rob OLDLAND	Caterham Academy	19	20:31.212	7.391	0.470	67.10	57.847	12
12	12	Ronald MOUNSEY	Caterham Academy	19	20:32.424	8.603	1.212	67.04	58.134	8
13	2	Andy LUND	Caterham Academy	19	20:33.041	9.220	0.617	67.00	57.610	10
14	16	Bruce DUCKWORTH	Caterham Academy	19	20:33.790	9.969	0.749	66.96	58.099	10
15	27	Kevin TURNER	Caterham Academy	19	20:34.456	10.635	0.666	66.93	57.724	13
16	49	Steve LANCASTER	Caterham Academy	19	20:35.081	11.260	0.625	66.89	58.428	13
17	10	Richard BROOKS	Caterham Academy	19	20:35.810	11.989	0.729	66.85	58.197	6
18	98	James HALL	Caterham Academy	19	20:43.152	19.331	7.342	66.46	57.240	12
19	57	Ian HAPGOOD	Caterham Academy	19	20:45.272	21.451	2.120	66.34	58.122	7

NOT CLASSIFIED

DNF	9	James GRIFFITHS	Caterham Academy	13	13:01.252	6 Laps	6 Laps	72.36	57.955	10
-----	---	-----------------	------------------	----	-----------	--------	--------	-------	--------	----

FASTEST LAP

	59	Tom COCKERILL	Caterham Academy	9	56.674			76.73 mph	123.48 kph	
--	----	---------------	------------------	---	--------	--	--	-----------	------------	--

Weather / Track : Cloudy / Dry

These results are provisional until the conclusion of any judicial and technical matters.

Brands Hatch Indy

Circuit Length = 1.2079 miles

Start: 13:31 Flag 13:51 End: 13:52

Clerk Of Course :	Steward :	Timekeeper : Nick Palmer
-------------------	-----------	--------------------------

Results can be found at www.tsl-timing.com

Printed - 13:53 Saturday, 26 September 2020



Caterham Academy Championship

RACE 1 - LAP CHART

LAP 1 @ 13:32:04.841			LAP 2 @ 13:33:02.000			LAP 3 @ 13:33:59.770			LAP 4 @ 13:34:57.050			LAP 5 @ 13:35:54.248		
NO	BEHIND	LAP TIME	NO	BEHIND	LAP TIME	NO	BEHIND	LAP TIME	NO	BEHIND	LAP TIME	NO	BEHIND	LAP TIME
59		1:03.469	59		57.159	59		57.770	59		57.280	59		57.198
44	0.348	1:03.817	44	0.405	57.216	44	0.243	57.608	44	0.303	57.340	44	0.268	57.163
99	1.347	1:04.816	99	1.652	57.464	99	1.651	57.769	99	1.775	57.404	99	2.359	57.782
97	2.351	1:05.820	97	2.129	56.937	97	2.037	57.678	97	1.938	57.181	97	2.492	57.752
31	2.383	1:05.852	31	3.181	57.957	31	3.953	58.542	31	4.297	57.624	21	4.711	57.410
21	2.407	1:05.876	21	3.431	58.183	21	4.196	58.535	21	4.499	57.583	31	4.899	57.800
29	4.032	1:07.501	96	5.261	58.320	96	5.928	58.437	96	7.122	58.474	96	8.456	58.532
96	4.100	1:07.569	29	5.961	59.088	29	6.411	58.220	29	7.398	58.267	29	9.079	58.879
56	5.747	1:09.216	56	8.064	59.476	98	9.852	59.329	98	11.789	59.217	98	12.868	58.277
12	6.034	1:09.503	98	8.293	59.062	56	10.325	1:00.031	26	12.863	59.645	26	13.633	57.968
71	6.319	1:09.788	26	9.890	1:00.427	26	10.498	58.378	56	13.022	59.977	56	14.882	59.058
98	6.390	1:09.859	12	10.318	1:01.443	12	12.727	1:00.179	12	15.733	1:00.286	71	16.996	58.315
26	6.622	1:10.091	57	10.510	1:00.237	71	12.957	1:00.016	71	15.879	1:00.202	12	17.407	58.872
16	7.287	1:10.756	71	10.711	1:01.551	2	13.136	59.896	2	16.073	1:00.217	10	18.524	59.599
57	7.432	1:10.901	2	11.010	1:00.355	10	14.101	1:00.122	10	16.123	59.302	16	19.063	59.847
2	7.814	1:11.283	16	11.710	1:01.582	16	14.405	1:00.465	16	16.414	59.289	2	19.356	1:00.481
9	8.243	1:11.712	10	11.749	1:00.617	27	14.805	1:00.376	27	16.992	59.467	27	19.751	59.957
10	8.291	1:11.760	27	12.199	1:00.139	9	15.098	1:00.252	9	17.288	59.470	9	20.081	59.991
27	9.219	1:12.688	9	12.616	1:01.532	49	15.984	1:00.635	49	17.808	59.104	49	20.392	59.782
49	9.610	1:13.079	49	13.119	1:00.668	57	21.047	1:08.307	57	22.774	59.007	57	23.950	58.374

Weather / Track : Cloudy / Dry

Brands Hatch Indy
 Circuit Length = 1.2079 miles
 Start: 13:31 Flag 13:51 End: 13:52

Caterham Academy Championship

RACE 1 - LAP CHART

LAP 6 @ 13:36:50.939			LAP 7 @ 13:37:48.062			LAP 8 @ 13:38:45.053			LAP 9 @ 13:39:41.727			LAP 10 @ 13:40:38.659		
NO	BEHIND	LAP TIME	NO	BEHIND	LAP TIME	NO	BEHIND	LAP TIME	NO	BEHIND	LAP TIME	NO	BEHIND	LAP TIME
59		56.691	59		57.123	59		56.991	59		56.674	59		56.932
44	0.394	56.817	44	0.201	56.930	44	0.292	57.082	44	0.359	56.741	44	0.318	56.891
97	4.260	58.459	97	3.994	56.857	97	3.945	56.942	97	3.958	56.687	97	3.915	56.889
21	5.138	57.118	21	5.405	57.390	21	6.105	57.691	21	6.573	57.142	21	6.446	56.805
31	5.702	57.494	31	6.579	58.000	31	7.525	57.937	31	8.378	57.527	31	9.558	58.112
96	10.428	58.663	96	11.690	58.385	96	13.772	59.073	96	16.062	58.964	99	16.684	57.509
29	12.138	59.750	99	12.089	57.038	99	13.987	58.889	99	16.107	58.794	96	17.917	58.787
99	12.174	1:06.506	29	13.806	58.791	29	14.654	57.839	29	16.468	58.488	98	18.088	58.290
98	14.458	58.281	98	14.909	57.574	98	15.510	57.592	98	16.730	57.894	29	18.476	58.940
26	15.196	58.254	26	15.410	57.337	26	17.117	58.698	26	18.076	57.633	26	18.641	57.497
56	16.919	58.728	56	17.899	58.103	56	19.330	58.422	56	20.943	58.287	56	21.991	57.980
71	19.237	58.932	71	20.657	58.543	71	22.168	58.502	71	23.999	58.505	71	25.477	58.410
12	19.898	59.182	10	21.184	58.277	10	22.641	58.448	10	25.054	59.087	12	26.778	58.500
10	20.030	58.197	12	21.669	58.894	12	22.812	58.134	12	25.210	59.072	2	26.962	57.610
16	21.651	59.279	16	22.701	58.173	2	24.928	59.082	2	26.284	58.030	16	27.924	58.099
2	22.198	59.533	2	22.837	57.762	16	25.133	59.423	16	26.757	58.298	27	28.094	57.814
27	22.893	59.833	27	23.597	57.827	27	25.539	58.933	27	27.212	58.347	9	28.748	57.955
9	23.400	1:00.010	9	24.439	58.162	9	25.982	58.534	9	27.725	58.417	49	30.263	58.710
49	23.572	59.871	49	24.979	58.530	49	26.672	58.684	49	28.485	58.487	10	31.346	1:03.224
57	26.230	58.971	57	27.229	58.122	57	28.367	58.129	57	29.870	58.177	57	31.562	58.624

Weather / Track : Cloudy / Dry

Brands Hatch Indy
Circuit Length = 1.2079 miles
Start: 13:31 Flag 13:51 End: 13:52

Caterham Academy Championship

RACE 1 - LAP CHART

LAP 11 @ 13:41:35.409			LAP 12 @ 13:42:32.296			LAP 13 @ 13:43:29.129			LAP 14 @ 13:44:25.950			LAP 15 @ 13:45:34.870		
NO	BEHIND	LAP TIME	NO	BEHIND	LAP TIME	NO	BEHIND	LAP TIME	NO	BEHIND	LAP TIME	NO	BEHIND	LAP TIME
59		56.750	59		56.887	59		56.833	59		56.821	59		1:08.920
44	0.382	56.814	44	0.360	56.865	44	0.426	56.899	44	0.574	56.969	44	1.257	1:09.603
97	4.126	56.961	97	4.109	56.870	97	4.236	56.960	97	4.331	56.916	97	4.714	1:09.303
21	6.871	57.175	21	7.882	57.898	21	8.721	57.672	21	9.193	57.293	21	6.218	1:05.945
31	10.335	57.527	31	11.180	57.732	31	12.810	58.463	31	14.058	58.069	31	10.505	1:05.367
99	17.550	57.616	99	18.384	57.721	99	19.055	57.504	99	20.092	57.858	99	11.600	1:00.428
98	18.729	57.391	98	19.082	57.240	98	22.398	1:00.149	98	23.364	57.787	98	14.336	59.892
29	20.152	58.426	29	21.575	58.310	29	22.576	57.834	29	23.993	58.238	29	16.933	1:01.860
96	22.741	1:01.574	96	23.873	58.019	96	24.893	57.853	96	26.088	58.016	96	50.456	1:33.288
56	23.709	58.468	56	24.573	57.751	56	25.410	57.670	56	26.635	58.046	56	51.234	1:33.519
26	25.053	1:03.162	26	25.937	57.771	26	26.522	57.418	26	27.014	57.313	26	52.008	1:33.914
71	26.969	58.242	71	27.929	57.847	71	28.946	57.850	71	30.111	57.986	71	53.031	1:31.840
2	27.972	57.760	2	29.174	58.089	2	30.561	58.220	2	32.195	58.455	2	54.162	1:30.887
12	28.868	58.840	12	30.339	58.358	12	31.762	58.256	12	33.140	58.199	12	55.038	1:30.818
16	29.478	58.304	16	30.971	58.380	16	32.442	58.304	16	34.465	58.844	16	55.856	1:30.311
27	29.742	58.398	27	31.731	58.876	27	32.622	57.724	27	35.161	59.360	27	57.221	1:30.980
9	30.069	58.071	9	32.095	58.913	9	33.495	58.233	49	38.121	59.443	49	57.870	1:28.669
49	32.182	58.669	49	33.904	58.609	49	35.499	58.428	57	43.067	59.660	57	59.621	1:25.474
10	33.461	58.865	10	35.564	58.990	57	40.228	1:01.293	10	59.644	1:06.950	10	1:00.643	1:09.919
57	33.599	58.787	57	35.768	59.056	10	49.515	1:10.784						

Weather / Track : Cloudy / Dry

Results can be found at www.tsl-timing.com

Page 3 of 4

Brands Hatch Indy
Circuit Length = 1.2079 miles
Start: 13:31 Flag 13:51 End: 13:52

Printed - 13:54 Saturday, 26 September 2020

Caterham Academy Championship

RACE 1 - LAP CHART

LAP 16 @ 13:46:50.089			LAP 17 @ 13:48:41.205			LAP 18 @ 13:50:28.035			LAP 19 @ 13:51:25.193		
NO	BEHIND	LAP TIME	NO	BEHIND	LAP TIME	NO	BEHIND	LAP TIME	NO	BEHIND	LAP TIME
59		1:15.219	59		1:51.116	59		1:46.830	59		57.158
44	0.789	1:14.751	44	1.035	1:51.362	44	0.527	1:46.322	44	0.495	57.126
97	3.384	1:13.889	97	2.295	1:50.027	97	0.842	1:45.377	97	0.880	57.196
21	3.980	1:12.981	21	3.143	1:50.279	21	1.208	1:44.895	21	1.053	57.003
31	5.055	1:09.769	31	3.830	1:49.891	31	2.446	1:45.446	99	2.128	56.692
99	5.477	1:09.096	99	4.423	1:50.062	99	2.594	1:45.001	31	2.679	57.391
98	5.740	1:06.623	98	5.179	1:50.555	98	3.440	1:45.091	29	5.802	58.767
29	6.517	1:04.803	29	6.088	1:50.687	29	4.193	1:44.935	96	6.134	58.941
96	1:12.628	1:37.391	96	27.328	1:05.816	96	4.351	1:23.853	56	6.768	59.043
56	1:13.379	1:37.364	56	29.329	1:07.066	56	4.883	1:22.384	26	6.921	57.923
26	1:13.892	1:37.103	26	29.733	1:06.957	26	6.156	1:23.253	71	7.391	58.214
71	1:15.850	1:38.038	71	31.736	1:07.002	71	6.335	1:21.429	12	8.603	58.139
2	1:17.167	1:38.224	2	32.507	1:06.456	2	6.531	1:20.854	2	9.220	59.847
12	1:17.944	1:38.125	12	33.099	1:06.271	12	7.622	1:21.353	16	9.969	58.772
16	1:18.692	1:38.055	16	33.683	1:06.107	16	8.355	1:21.502	27	10.635	58.923
27	1:19.329	1:37.327	27	34.141	1:05.928	27	8.870	1:21.559	49	11.260	59.031
49	1:19.713	1:37.062	49	34.536	1:05.939	49	9.387	1:21.681	10	11.989	58.399
57	1:20.644	1:36.242	57	36.177	1:06.649	57	10.382	1:21.035	98	19.331	1:13.049
10	1:21.009	1:35.585	10	36.596	1:06.703	10	10.748	1:20.982	57	21.451	1:08.227

Weather / Track : Cloudy / Dry

Results can be found at www.tsl-timing.com

Page 4 of 4

Brands Hatch Indy
 Circuit Length = 1.2079 miles
 Start: 13:31 Flag 13:51 End: 13:52

Printed - 13:54 Saturday, 26 September 2020

Caterham Academy Championship

RACE 1 - POSITION CHART

No	Name	Lap																			
		Pos	1	2	3	4	5	6	7	8	9	10	11	12	13	14	15	16	17	18	19
59	COCKERILL	1	59	59	59	59	59	59	59	59	59	59	59	59	59	59	59	59	59	59	59
97	JONES	2	44	44	44	44	44	44	44	44	44	44	44	44	44	44	44	44	44	44	44
44	SKILLICORN	3	99	99	99	99	99	97	97	97	97	97	97	97	97	97	97	97	97	97	97
21	ERKAN-BAX	4	97	97	97	97	97	21	21	21	21	21	21	21	21	21	21	21	21	21	21
31	GOULD	5	31	31	31	31	21	31	31	31	31	31	31	31	31	31	31	31	31	31	99
29	BERGBAUM	6	21	21	21	21	31	96	96	96	96	99	99	99	99	99	99	99	99	99	31
99	BOYES	7	29	96	96	96	96	29	99	99	99	96	98	98	98	98	98	98	98	98	29
96	MOTT	8	96	29	29	29	29	99	29	29	29	98	29	29	29	29	29	29	29	29	96
71	OLDLAND	9	56	56	98	98	98	98	98	98	98	29	96	96	96	96	96	96	96	96	56
27	TURNER	10	12	98	56	26	26	26	26	26	26	26	56	56	56	56	56	56	56	56	26
12	MOUNSEY	11	71	26	26	56	56	56	56	56	56	56	26	26	26	26	26	26	26	26	71
98	HALL	12	98	12	12	12	71	71	71	71	71	71	71	71	71	71	71	71	71	71	12
2	LUND	13	26	57	71	71	12	12	10	10	10	12	2	2	2	2	2	2	2	2	2
56	LAZARUS	14	16	71	2	2	10	10	12	12	12	2	12	12	12	12	12	12	12	12	16
26	LAWSON	15	57	2	10	10	16	16	16	2	2	16	16	16	16	16	16	16	16	16	27
57	HAPGOOD	16	2	16	16	16	2	2	2	16	16	27	27	27	27	27	27	27	27	27	49
16	DUCKWORTH	17	9	10	27	27	27	27	27	27	27	9	9	9	9	9	9	9	9	9	10
9	GRIFFITHS	18	10	27	9	9	9	9	9	9	9	9	49	49	49	49	49	49	49	49	98
49	LANCASTER	19	27	9	49	49	49	49	49	49	49	10	10	10	10	57	10	10	10	10	57
10	BROOKS	20	49	49	57	57	57	57	57	57	57	57	57	57	57	57	57	57	57	57	10

Weather / Track : Cloudy / Dry

Brands Hatch Indy
 Circuit Length = 1.2079 miles
 Start: 13:31 Flag 13:51 End: 13:52

Results can be found at www.tsl-timing.com

Printed - 14:12 Saturday, 26 September 2020

Caterham Academy Championship

RACE 1 - LAP ANALYSIS

DIFF = Difference To Personal Best Lap

P1 59 Tom COCKERILL				
LAP	LAP TIME	DIFF	MPH	TIME OF DAY
1 -	1:03.469	6.795	68.51	13:32:04.841
2 -	57.159	0.485	76.07	13:33:02.000
3 -	57.770	1.096	75.27	13:33:59.770
4 -	57.280	0.606	75.91	13:34:57.050
5 -	57.198	0.524	76.02	13:35:54.248
6 -	56.691 (2)	0.017	76.70	13:36:50.939
7 -	57.123	0.449	76.12	13:37:48.062
8 -	56.991	0.317	76.30	13:38:45.053
9 -	56.674 (1)		76.73	13:39:41.727
10 -	56.932	0.258	76.38	13:40:38.659
11 -	56.750 (3)	0.076	76.62	13:41:35.409
12 -	56.887	0.213	76.44	13:42:32.296
13 -	56.833	0.159	76.51	13:43:29.129
14 -	56.821	0.147	76.53	13:44:25.950
15 -	1:08.920	12.246	63.09	13:45:34.870
16 -	1:15.219	18.545	57.81	13:46:50.089
17 -	1:51.116	54.442	39.13	13:48:41.205
18 -	1:46.830	50.156	40.70	13:50:28.035
19 -	57.158	0.484	76.08	13:51:25.193

P2 44 Chris SKILLICORN				
LAP	LAP TIME	DIFF	MPH	TIME OF DAY
1 -	1:03.817	7.076	68.14	13:32:05.189
2 -	57.216	0.475	76.00	13:33:02.405
3 -	57.608	0.867	75.48	13:34:00.013
4 -	57.340	0.599	75.83	13:34:57.353
5 -	57.163	0.422	76.07	13:35:54.516
6 -	56.817 (3)	0.076	76.53	13:36:51.333
7 -	56.930	0.189	76.38	13:37:48.263
8 -	57.082	0.341	76.18	13:38:45.345
9 -	56.741 (1)		76.63	13:39:42.086
10 -	56.891	0.150	76.43	13:40:38.977
11 -	56.814 (2)	0.073	76.54	13:41:35.791
12 -	56.865	0.124	76.47	13:42:32.656
13 -	56.899	0.158	76.42	13:43:29.555
14 -	56.969	0.228	76.33	13:44:26.524
15 -	1:09.603	12.862	62.47	13:45:36.127
16 -	1:14.751	18.010	58.17	13:46:50.878
17 -	1:51.362	54.621	39.04	13:48:42.240
18 -	1:46.322	49.581	40.90	13:50:28.562
19 -	57.126	0.385	76.12	13:51:25.688

P3 97 Gwyndaf JONES				
LAP	LAP TIME	DIFF	MPH	TIME OF DAY
1 -	1:05.820	9.133	66.06	13:32:07.192
2 -	56.937	0.250	76.37	13:33:04.129
3 -	57.678	0.991	75.39	13:34:01.807
4 -	57.181	0.494	76.04	13:34:58.988
5 -	57.752	1.065	75.29	13:35:56.740
6 -	58.459	1.772	74.38	13:36:55.199
7 -	56.857 (2)	0.170	76.48	13:37:52.056
8 -	56.942	0.255	76.36	13:38:48.998
9 -	56.687 (1)		76.71	13:39:45.685
10 -	56.889	0.202	76.44	13:40:42.574
11 -	56.961	0.274	76.34	13:41:39.535
12 -	56.870 (3)	0.183	76.46	13:42:36.405
13 -	56.960	0.273	76.34	13:43:33.365
14 -	56.916	0.229	76.40	13:44:30.281
15 -	1:09.303	12.616	62.74	13:45:39.584
16 -	1:13.889	17.202	58.85	13:46:53.473

DIFF = Difference To Personal Best Lap

17 -	1:50.027	53.340	39.52	13:48:43.500
18 -	1:45.377	48.690	41.26	13:50:28.877
19 -	57.196	0.509	76.02	13:51:26.073

P4 21 Deniz ERKAN-BAX				
LAP	LAP TIME	DIFF	MPH	TIME OF DAY
1 -	1:05.876	9.071	66.01	13:32:07.248
2 -	58.183	1.378	74.74	13:33:05.431
3 -	58.535	1.730	74.29	13:34:03.966
4 -	57.583	0.778	75.51	13:35:01.549
5 -	57.410	0.605	75.74	13:35:58.959
6 -	57.118 (3)	0.313	76.13	13:36:56.077
7 -	57.390	0.585	75.77	13:37:53.467
8 -	57.691	0.886	75.37	13:38:51.158
9 -	57.142	0.337	76.10	13:39:48.300
10 -	56.805 (1)		76.55	13:40:45.105
11 -	57.175	0.370	76.05	13:41:42.280
12 -	57.898	1.093	75.10	13:42:40.178
13 -	57.672	0.867	75.40	13:43:37.850
14 -	57.293	0.488	75.90	13:44:35.143
15 -	1:05.945	9.140	65.94	13:45:41.088
16 -	1:12.981	16.176	59.58	13:46:54.069
17 -	1:50.279	53.474	39.43	13:48:44.348
18 -	1:44.895	48.090	41.45	13:50:29.243
19 -	57.003 (2)	0.198	76.28	13:51:26.246

P5 99 Toby BOYES				
LAP	LAP TIME	DIFF	MPH	TIME OF DAY
1 -	1:04.816	8.124	67.09	13:32:06.188
2 -	57.464	0.772	75.67	13:33:03.652
3 -	57.769	1.077	75.27	13:34:01.421
4 -	57.404 (3)	0.712	75.75	13:34:58.825
5 -	57.782	1.090	75.25	13:35:56.607
6 -	1:06.506	9.814	65.38	13:37:03.113
7 -	57.038 (2)	0.346	76.24	13:38:00.151
8 -	58.889	2.197	73.84	13:38:59.040
9 -	58.794	2.102	73.96	13:39:57.834
10 -	57.509	0.817	75.61	13:40:55.343
11 -	57.616	0.924	75.47	13:41:52.959
12 -	57.721	1.029	75.33	13:42:50.680
13 -	57.504	0.812	75.62	13:43:48.184
14 -	57.858	1.166	75.15	13:44:46.042
15 -	1:00.428	3.736	71.96	13:45:46.470
16 -	1:09.096	12.404	62.93	13:46:55.566
17 -	1:50.062	53.370	39.51	13:48:45.628
18 -	1:45.001	48.309	41.41	13:50:30.629
19 -	56.692 (1)		76.70	13:51:27.321

P6 31 Colin GOULD				
LAP	LAP TIME	DIFF	MPH	TIME OF DAY
1 -	1:05.852	8.461	66.03	13:32:07.224
2 -	57.957	0.566	75.03	13:33:05.181
3 -	58.542	1.151	74.28	13:34:03.723
4 -	57.624	0.233	75.46	13:35:01.347
5 -	57.800	0.409	75.23	13:35:59.147
6 -	57.494 (2)	0.103	75.63	13:36:56.641
7 -	58.000	0.609	74.97	13:37:54.641
8 -	57.937	0.546	75.05	13:38:52.578
9 -	57.527 (3)	0.136	75.59	13:39:50.105
10 -	58.112	0.721	74.83	13:40:48.217
11 -	57.527 (3)	0.136	75.59	13:41:45.744
12 -	57.732	0.341	75.32	13:42:43.476

Brands Hatch Indy

Circuit Length = 1.2079 miles

Start: 13:31 Flag 13:51 End: 13:52

Weather / Track : Cloudy / Dry

Caterham Academy Championship

RACE 1 - LAP ANALYSIS

DIFF = Difference To Personal Best Lap

13 -	58.463	1.072	74.38	13:43:41.939
14 -	58.069	0.678	74.88	13:44:40.008
15 -	1:05.367	7.976	66.52	13:45:45.375
16 -	1:09.769	12.378	62.32	13:46:55.144
17 -	1:49.891	52.500	39.57	13:48:45.035
18 -	1:45.446	48.055	41.24	13:50:30.481
19 -	57.391 (1)		75.77	13:51:27.872

P7 29 Andrew BERGBAUM

LAP	LAP TIME	DIFF	MPH	TIME OF DAY
1 -	1:07.501	9.667	64.42	13:32:08.873
2 -	59.088	1.254	73.59	13:33:07.961
3 -	58.220 (3)	0.386	74.69	13:34:06.181
4 -	58.267	0.433	74.63	13:35:04.448
5 -	58.879	1.045	73.85	13:36:03.327
6 -	59.750	1.916	72.77	13:37:03.077
7 -	58.791	0.957	73.96	13:38:01.868
8 -	57.839 (2)	0.005	75.18	13:38:59.707
9 -	58.488	0.654	74.35	13:39:58.195
10 -	58.940	1.106	73.78	13:40:57.135
11 -	58.426	0.592	74.42	13:41:55.561
12 -	58.310	0.476	74.57	13:42:53.871
13 -	57.834 (1)		75.19	13:43:51.705
14 -	58.238	0.404	74.66	13:44:49.943
15 -	1:01.860	4.026	70.29	13:45:51.803
16 -	1:04.803	6.969	67.10	13:46:56.606
17 -	1:50.687	52.853	39.28	13:48:47.293
18 -	1:44.935	47.101	41.44	13:50:32.228
19 -	58.767	0.933	73.99	13:51:30.995

P8 96 Peter MOTT

LAP	LAP TIME	DIFF	MPH	TIME OF DAY
1 -	1:07.569	9.716	64.35	13:32:08.941
2 -	58.320	0.467	74.56	13:33:07.261
3 -	58.437	0.584	74.41	13:34:05.698
4 -	58.474	0.621	74.36	13:35:04.172
5 -	58.532	0.679	74.29	13:36:02.704
6 -	58.663	0.810	74.12	13:37:01.367
7 -	58.385	0.532	74.48	13:37:59.752
8 -	59.073	1.220	73.61	13:38:58.825
9 -	58.964	1.111	73.75	13:39:57.789
10 -	58.787	0.934	73.97	13:40:56.576
11 -	1:01.574	3.721	70.62	13:41:58.150
12 -	58.019 (3)	0.166	74.95	13:42:56.169
13 -	57.853 (1)		75.16	13:43:54.022
14 -	58.016 (2)	0.163	74.95	13:44:52.038
15 -	1:33.288	35.435	46.61	13:46:25.326
16 -	1:37.391	39.538	44.65	13:48:02.717
17 -	1:05.816	7.963	66.07	13:49:08.533
18 -	1:23.853	26.000	51.85	13:50:32.386
19 -	58.941	1.088	73.77	13:51:31.327

P9 56 Micah LAZARUS

LAP	LAP TIME	DIFF	MPH	TIME OF DAY
1 -	1:09.216	11.546	62.82	13:32:10.588
2 -	59.476	1.806	73.11	13:33:10.064
3 -	1:00.031	2.361	72.43	13:34:10.095
4 -	59.977	2.307	72.50	13:35:10.072
5 -	59.058	1.388	73.63	13:36:09.130
6 -	58.728	1.058	74.04	13:37:07.858
7 -	58.103	0.433	74.84	13:38:05.961
8 -	58.422	0.752	74.43	13:39:04.383

DIFF = Difference To Personal Best Lap

9 -	58.287	0.617	74.60	13:40:02.670
10 -	57.980 (3)	0.310	75.00	13:41:00.650
11 -	58.468	0.798	74.37	13:41:59.118
12 -	57.751 (2)	0.081	75.29	13:42:56.869
13 -	57.670 (1)		75.40	13:43:54.539
14 -	58.046	0.376	74.91	13:44:52.585
15 -	1:33.519	35.849	46.49	13:46:26.104
16 -	1:37.364	39.694	44.66	13:48:03.468
17 -	1:07.066	9.396	64.84	13:49:10.534
18 -	1:22.384	24.714	52.78	13:50:32.918
19 -	59.043	1.373	73.65	13:51:31.961

P10 26 Peter LAWSON

LAP	LAP TIME	DIFF	MPH	TIME OF DAY
1 -	1:10.091	12.778	62.04	13:32:11.463
2 -	1:00.427	3.114	71.96	13:33:11.890
3 -	58.378	1.065	74.49	13:34:10.268
4 -	59.645	2.332	72.90	13:35:09.913
5 -	57.968	0.655	75.01	13:36:07.881
6 -	58.254	0.941	74.64	13:37:06.135
7 -	57.337 (2)	0.024	75.84	13:38:03.472
8 -	58.698	1.385	74.08	13:39:02.170
9 -	57.633	0.320	75.45	13:39:59.803
10 -	57.497	0.184	75.63	13:40:57.300
11 -	1:03.162	5.849	68.84	13:42:00.462
12 -	57.771	0.458	75.27	13:42:58.233
13 -	57.418 (3)	0.105	75.73	13:43:55.651
14 -	57.313 (1)		75.87	13:44:52.964
15 -	1:33.914	36.601	46.30	13:46:26.878
16 -	1:37.103	39.790	44.78	13:48:03.981
17 -	1:06.957	9.644	64.94	13:49:10.938
18 -	1:23.253	25.940	52.23	13:50:34.191
19 -	57.923	0.610	75.07	13:51:32.114

P11 71 Rob OLDLAND

LAP	LAP TIME	DIFF	MPH	TIME OF DAY
1 -	1:09.788	11.941	62.31	13:32:11.160
2 -	1:01.551	3.704	70.65	13:33:12.711
3 -	1:00.016	2.169	72.45	13:34:12.727
4 -	1:00.202	2.355	72.23	13:35:12.929
5 -	58.315	0.468	74.57	13:36:11.244
6 -	58.932	1.085	73.79	13:37:10.176
7 -	58.543	0.696	74.28	13:38:08.719
8 -	58.502	0.655	74.33	13:39:07.221
9 -	58.505	0.658	74.32	13:40:05.726
10 -	58.410	0.563	74.44	13:41:04.136
11 -	58.242	0.395	74.66	13:42:02.378
12 -	57.847 (1)		75.17	13:43:00.225
13 -	57.850 (2)	0.003	75.17	13:43:58.075
14 -	57.986 (3)	0.139	74.99	13:44:56.061
15 -	1:31.840	33.993	47.34	13:46:27.901
16 -	1:38.038	40.191	44.35	13:48:05.939
17 -	1:07.002	9.155	64.90	13:49:12.941
18 -	1:21.429	23.582	53.40	13:50:34.370
19 -	58.214	0.367	74.70	13:51:32.584

P12 12 Ronald MOUNSEY

LAP	LAP TIME	DIFF	MPH	TIME OF DAY
1 -	1:09.503	11.369	62.56	13:32:10.875
2 -	1:01.443	3.309	70.77	13:33:12.318
3 -	1:00.179	2.045	72.26	13:34:12.497
4 -	1:00.286	2.152	72.13	13:35:12.783

Weather / Track : Cloudy / Dry

Brands Hatch Indy

Circuit Length = 1.2079 miles

Start: 13:31 Flag 13:51 End: 13:52

Caterham Academy Championship

RACE 1 - LAP ANALYSIS

DIFF = Difference To Personal Best Lap

5 -	58.872	0.738	73.86	13:36:11.655
6 -	59.182	1.048	73.47	13:37:10.837
7 -	58.894	0.760	73.83	13:38:09.731
8 -	58.134 (1)		74.80	13:39:07.865
9 -	59.072	0.938	73.61	13:40:06.937
10 -	58.500	0.366	74.33	13:41:05.437
11 -	58.840	0.706	73.90	13:42:04.277
12 -	58.358	0.224	74.51	13:43:02.635
13 -	58.256	0.122	74.64	13:44:00.891
14 -	58.199 (3)	0.065	74.71	13:44:59.090
15 -	1:30.818	32.684	47.88	13:46:29.908
16 -	1:38.125	39.991	44.31	13:48:08.033
17 -	1:06.271	8.137	65.61	13:49:14.304
18 -	1:21.353	23.219	53.45	13:50:35.657
19 -	58.139 (2)	0.005	74.79	13:51:33.796

P13 2 Andy LUND

LAP	LAP TIME	DIFF	MPH	TIME OF DAY
1 -	1:11.283	13.673	61.00	13:32:12.655
2 -	1:00.355	2.745	72.05	13:33:13.010
3 -	59.896	2.286	72.60	13:34:12.906
4 -	1:00.217	2.607	72.21	13:35:13.123
5 -	1:00.481	2.871	71.90	13:36:13.604
6 -	59.533	1.923	73.04	13:37:13.137
7 -	57.762 (3)	0.152	75.28	13:38:10.899
8 -	59.082	1.472	73.60	13:39:09.981
9 -	58.030	0.420	74.93	13:40:08.011
10 -	57.610 (1)		75.48	13:41:05.621
11 -	57.760 (2)	0.150	75.28	13:42:03.381
12 -	58.089	0.479	74.86	13:43:01.470
13 -	58.220	0.610	74.69	13:43:59.690
14 -	58.455	0.845	74.39	13:44:58.145
15 -	1:30.887	33.277	47.84	13:46:29.032
16 -	1:38.224	40.614	44.27	13:48:07.256
17 -	1:06.456	8.846	65.43	13:49:13.712
18 -	1:20.854	23.244	53.78	13:50:34.566
19 -	59.847	2.237	72.66	13:51:34.413

P14 16 Bruce DUCKWORTH

LAP	LAP TIME	DIFF	MPH	TIME OF DAY
1 -	1:10.756	12.657	61.45	13:32:12.128
2 -	1:01.582	3.483	70.61	13:33:13.710
3 -	1:00.465	2.366	71.91	13:34:14.175
4 -	59.289	1.190	73.34	13:35:13.464
5 -	59.847	1.748	72.66	13:36:13.311
6 -	59.279	1.180	73.35	13:37:12.590
7 -	58.173 (2)	0.074	74.75	13:38:10.763
8 -	59.423	1.324	73.18	13:39:10.186
9 -	58.298 (3)	0.199	74.59	13:40:08.484
10 -	58.099 (1)		74.84	13:41:06.583
11 -	58.304	0.205	74.58	13:42:04.887
12 -	58.380	0.281	74.48	13:43:03.267
13 -	58.304	0.205	74.58	13:44:01.571
14 -	58.844	0.745	73.90	13:45:00.415
15 -	1:30.311	32.212	48.15	13:46:30.726
16 -	1:38.055	39.956	44.34	13:48:08.781
17 -	1:06.107	8.008	65.78	13:49:14.888
18 -	1:21.502	23.403	53.35	13:50:36.390
19 -	58.772	0.673	73.99	13:51:35.162

DIFF = Difference To Personal Best Lap

P15 27 Kevin TURNER				
LAP	LAP TIME	DIFF	MPH	TIME OF DAY
1 -	1:12.688	14.964	59.82	13:32:14.060
2 -	1:00.139	2.415	72.30	13:33:14.199
3 -	1:00.376	2.652	72.02	13:34:14.575
4 -	59.467	1.743	73.12	13:35:14.042
5 -	59.957	2.233	72.52	13:36:13.999
6 -	59.833	2.109	72.67	13:37:13.832
7 -	57.827 (3)	0.103	75.20	13:38:11.659
8 -	58.933	1.209	73.78	13:39:10.592
9 -	58.347	0.623	74.53	13:40:08.939
10 -	57.814 (2)	0.090	75.21	13:41:06.753
11 -	58.398	0.674	74.46	13:42:05.151
12 -	58.876	1.152	73.86	13:43:04.027
13 -	57.724 (1)		75.33	13:44:01.751
14 -	59.360	1.636	73.25	13:45:01.111
15 -	1:30.980	33.256	47.79	13:46:32.091
16 -	1:37.327	39.603	44.68	13:48:09.418
17 -	1:05.928	8.204	65.95	13:49:15.346
18 -	1:21.559	23.835	53.31	13:50:36.905
19 -	58.923	1.199	73.80	13:51:35.828

P16 49 Steve LANCASTER

LAP	LAP TIME	DIFF	MPH	TIME OF DAY
1 -	1:13.079	14.651	59.50	13:32:14.451
2 -	1:00.668	2.240	71.67	13:33:15.119
3 -	1:00.635	2.207	71.71	13:34:15.754
4 -	59.104	0.676	73.57	13:35:14.858
5 -	59.782	1.354	72.74	13:36:14.640
6 -	59.871	1.443	72.63	13:37:14.511
7 -	58.530 (3)	0.102	74.29	13:38:13.041
8 -	58.684	0.256	74.10	13:39:11.725
9 -	58.487 (2)	0.059	74.35	13:40:10.212
10 -	58.710	0.282	74.06	13:41:08.922
11 -	58.669	0.241	74.12	13:42:07.591
12 -	58.609	0.181	74.19	13:43:06.200
13 -	58.428 (1)		74.42	13:44:04.628
14 -	59.443	1.015	73.15	13:45:04.071
15 -	1:28.669	30.241	49.04	13:46:32.740
16 -	1:37.062	38.634	44.80	13:48:09.802
17 -	1:05.939	7.511	65.94	13:49:15.741
18 -	1:21.681	23.253	53.23	13:50:37.422
19 -	59.031	0.603	73.66	13:51:36.453

P17 10 Richard BROOKS

LAP	LAP TIME	DIFF	MPH	TIME OF DAY
1 -	1:11.760	13.563	60.59	13:32:13.132
2 -	1:00.617	2.420	71.73	13:33:13.749
3 -	1:00.122	1.925	72.32	13:34:13.871
4 -	59.302	1.105	73.32	13:35:13.173
5 -	59.599	1.402	72.96	13:36:12.772
6 -	58.197 (1)		74.72	13:37:10.969
7 -	58.277 (2)	0.080	74.61	13:38:09.246
8 -	58.448	0.251	74.40	13:39:07.694
9 -	59.087	0.890	73.59	13:40:06.781
10 -	1:03.224	5.027	68.78	13:41:10.005
11 -	58.865	0.668	73.87	13:42:08.870
12 -	58.990	0.793	73.71	13:43:07.860
13 -	1:10.784	12.587	61.43	13:44:18.644
14 -	1:06.950	8.753	64.95	13:45:25.594
15 -	1:09.919	11.722	62.19	13:46:35.513
16 -	1:35.585	37.388	45.49	13:48:11.098

Brands Hatch Indy

Circuit Length = 1.2079 miles

Start: 13:31 Flag 13:51 End: 13:52

Weather / Track : Cloudy / Dry

Caterham Academy Championship

RACE 1 - LAP ANALYSIS

DIFF = Difference To Personal Best Lap

17 -	1:06.703	8.506	65.19	13:49:17.801
18 -	1:20.982	22.785	53.69	13:50:38.783
19 -	58.399 (3)	0.202	74.46	13:51:37.182

DIFF = Difference To Personal Best Lap

13 -	58.233	0.278	74.67	13:44:02.624
------	--------	-------	-------	--------------

P18 98 James HALL				
LAP	LAP TIME	DIFF	MPH	TIME OF DAY
1 -	1:09.859	12.619	62.24	13:32:11.231
2 -	59.062	1.822	73.62	13:33:10.293
3 -	59.329	2.089	73.29	13:34:09.622
4 -	59.217	1.977	73.43	13:35:08.839
5 -	58.277	1.037	74.61	13:36:07.116
6 -	58.281	1.041	74.61	13:37:05.397
7 -	57.574 (3)	0.334	75.53	13:38:02.971
8 -	57.592	0.352	75.50	13:39:00.563
9 -	57.894	0.654	75.11	13:39:58.457
10 -	58.290	1.050	74.60	13:40:56.747
11 -	57.391 (2)	0.151	75.77	13:41:54.138
12 -	57.240 (1)		75.97	13:42:51.378
13 -	1:00.149	2.909	72.29	13:43:51.527
14 -	57.787	0.547	75.25	13:44:49.314
15 -	59.892	2.652	72.60	13:45:49.206
16 -	1:06.623	9.383	65.27	13:46:55.829
17 -	1:50.555	53.315	39.33	13:48:46.384
18 -	1:45.091	47.851	41.37	13:50:31.475
19 -	1:13.049	15.809	59.52	13:51:44.524

P19 57 Ian HAPGOOD				
LAP	LAP TIME	DIFF	MPH	TIME OF DAY
1 -	1:10.901	12.779	61.33	13:32:12.273
2 -	1:00.237	2.115	72.19	13:33:12.510
3 -	1:08.307	10.185	63.66	13:34:20.817
4 -	59.007	0.885	73.69	13:35:19.824
5 -	58.374	0.252	74.49	13:36:18.198
6 -	58.971	0.849	73.74	13:37:17.169
7 -	58.122 (1)		74.81	13:38:15.291
8 -	58.129 (2)	0.007	74.80	13:39:13.420
9 -	58.177 (3)	0.055	74.74	13:40:11.597
10 -	58.624	0.502	74.17	13:41:10.221
11 -	58.787	0.665	73.97	13:42:09.008
12 -	59.056	0.934	73.63	13:43:08.064
13 -	1:01.293	3.171	70.94	13:44:09.357
14 -	59.660	1.538	72.88	13:45:09.017
15 -	1:25.474	27.352	50.87	13:46:34.491
16 -	1:36.242	38.120	45.18	13:48:10.733
17 -	1:06.649	8.527	65.24	13:49:17.382
18 -	1:21.035	22.913	53.66	13:50:38.417
19 -	1:08.227	10.105	63.73	13:51:46.644

P20 9 James GRIFFITHS				
LAP	LAP TIME	DIFF	MPH	TIME OF DAY
1 -	1:11.712	13.757	60.63	13:32:13.084
2 -	1:01.532	3.577	70.67	13:33:14.616
3 -	1:00.252	2.297	72.17	13:34:14.868
4 -	59.470	1.515	73.12	13:35:14.338
5 -	59.991	2.036	72.48	13:36:14.329
6 -	1:00.010	2.055	72.46	13:37:14.339
7 -	58.162 (3)	0.207	74.76	13:38:12.501
8 -	58.534	0.579	74.29	13:39:11.035
9 -	58.417	0.462	74.44	13:40:09.452
10 -	57.955 (1)		75.03	13:41:07.407
11 -	58.071 (2)	0.116	74.88	13:42:05.478
12 -	58.913	0.958	73.81	13:43:04.391

Weather / Track : Cloudy / Dry

Brands Hatch Indy
 Circuit Length = 1.2079 miles
 Start: 13:31 Flag 13:51 End: 13:52

Caterham Academy Championship

RACE 1 - STATISTICS

Competitors Started 20
Planned Start 2020-09-26 @ 13:40:00.000
Actual Start 2020-09-26 @ 13:31:01.371
Finish Time 2020-09-26 @ 13:51:24.142
Track Length 1.2079mi.
Total Laps 374
Total Distance Covered 451.7716mi.

Session Fastest Lap History

NO	NAME	LAP TIME	TIME OF DAY	LAP	VEHICLE
59	Tom COCKERILL	1:03.469	13:32:04.856	1	Caterham Academy
59	Tom COCKERILL	57.159	13:33:02.014	2	Caterham Academy
97	Gwyndaf JONES	56.937	13:33:04.142	2	Caterham Academy
59	Tom COCKERILL	56.691	13:36:50.953	6	Caterham Academy
59	Tom COCKERILL	56.674	13:39:41.740	9	Caterham Academy

Session Leader History

NO	NAME	FROM LAP	LAPS LED	DISTANCE	VEHICLE
59	Tom COCKERILL	1	19	22.95 miles	Caterham Academy

Flag History

TYPE	TIME OF DAY
GREEN	13:31:01.371
SAFETY	13:44:52.669
GREEN	13:50:24.690
FINISH	13:51:24.142

Flag Statistics

TYPE	COUNT	TOTAL LAPS	TOTAL TIME
Green	2	16	15:34.154
Red	0	0	0.000
Safety Car	1	3	5:32.020
FCY	0	0	0.000

Weather / Track : Cloudy / Dry


Results can be found at www.tsl-timing.com

Brands Hatch Indy
Circuit Length = 1.2079 miles
Start: 13:31 Flag 13:51 End: 13:52

Printed - 13:55 Saturday, 26 September 2020

Caterham Academy Championship
RACE 12 - GRID (20 minutes)



ROW 10	19	57	Ian HAPGOOD	20	9	James GRIFFITHS
ROW 9	17	10	Richard BROOKS	18	98	James HALL
ROW 8	15	27	Kevin TURNER	16	49	Steve LANCASTER
ROW 7	13	2	Andy LUND	14	16	Bruce DUCKWORTH
ROW 6	11	71	Rob OLDLAND	12	12	Ronald MOUNSEY
ROW 5	9	56	Micah LAZARUS	10	26	Peter LAWSON
ROW 4	7	29	Andrew BERGBAUM	8	96	Peter MOTT
ROW 3	5	99	Toby BOYES	6	31	Colin GOULD
ROW 2	3	97	Gwyndaf JONES	4	21	Deniz ERKAN-BAX
ROW 1	1	59	Tom COCKERILL	2	44	Chris SKILLICORN
Pole						
						

Brands Hatch Indy
 Circuit Length = 1.2079 miles

These results are provisional until the conclusion of any judicial and technical matters.

Clerk Of Course :	Steward :	Timekeeper : Nick Palmer
-------------------	-----------	--------------------------

Results can be found at www.tsl-timing.com

Printed - 14:43 Saturday, 26 September 2020



Caterham Academy Championship

RACE 12 - CLASSIFICATION



POS	NO	NAME	ENTRY	LAPS	TIME	GAP	DIFF	MPH	BEST	ON
1	97	Gwyndaf JONES	Caterham Academy	18	20:16.035			64.36	56.781	15
2	59	Tom COCKERILL	Caterham Academy	18	20:16.335	0.300	0.300	64.35	57.186	17
3	44	Chris SKILLICORN	Caterham Academy	18	20:16.606	0.571	0.271	64.33	56.835	15
4	99	Toby BOYES	Caterham Academy	18	20:17.007	0.972	0.401	64.31	57.036	17
5	21	Deniz ERKAN-BAX	Caterham Academy	18	20:21.819	5.784	4.812	64.06	57.572	11
6	26	Peter LAWSON	Caterham Academy	18	20:29.041	13.006	7.222	63.68	57.844	10
7	29	Andrew BERGBAUM	Caterham Academy	18	20:30.708	14.673	1.667	63.60	58.002	13
8	12	Ronald MOUNSEY	Caterham Academy	18	20:30.952	14.917	0.244	63.58	58.043	14
9	56	Micah LAZARUS	Caterham Academy	18	20:31.283	15.248	0.331	63.57	57.849	16
10	98	James HALL	Caterham Academy	18	20:32.142	16.107	0.859	63.52	57.651	14
11	2	Andy LUND	Caterham Academy	18	20:37.993	21.958	5.851	63.22	58.105	15
12	16	Bruce DUCKWORTH	Caterham Academy	18	20:38.376	22.341	0.383	63.20	57.925	14
13	71	Rob OLDLAND	Caterham Academy	18	20:40.814	24.779	2.438	63.08	58.222	17
14	10	Richard BROOKS	Caterham Academy	18	20:43.203	27.168	2.389	62.96	58.733	12
15	27	Kevin TURNER	Caterham Academy	18	20:44.002	27.967	0.799	62.92	58.655	3
16	9	James GRIFFITHS	Caterham Academy	18	20:46.257	30.222	2.255	62.80	58.866	14
17	57	Ian HAPGOOD	Caterham Academy	18	20:47.647	31.612	1.390	62.73	58.547	18
18	49*	Steve LANCASTER	Caterham Academy	18	20:53.824	37.789	6.177	62.42	58.718	16
19	31	Colin GOULD	Caterham Academy	17	20:46.385	1 Lap	1 Lap	59.31	57.561	17

NOT CLASSIFIED

DNF	96	Peter MOTT	Caterham Academy	3	3:04.540	15 Laps	14 Laps	70.69	58.888	2
-----	----	------------	------------------	---	----------	---------	---------	-------	--------	---

FASTEST LAP

97	Gwyndaf JONES	Caterham Academy	15	56.781	76.58 mph	123.25 kph
----	---------------	------------------	----	--------	-----------	------------

*Car 49 - 10 second penalty for out of position start.

Weather / Track : Cloudy / Dry

These results are provisional until the conclusion of any judicial and technical matters.

Brands Hatch Indy

Circuit Length = 1.2079 miles

Start: 12:08 Flag 12:28 End: 12:30

Clerk Of Course :	Steward :	Timekeeper : Nick Palmer
-------------------	-----------	--------------------------

Results can be found at www.tsl-timing.com

Printed - 12:30 Sunday, 27 September 2020



Caterham Academy Championship

RACE 12 - LAP CHART

LAP 1 @ 12:09:34.001			LAP 2 @ 12:10:32.157			LAP 3 @ 12:11:29.814			LAP 4 @ 12:12:27.524			LAP 5 @ 12:13:57.326		
NO	BEHIND	LAP TIME	NO	BEHIND	LAP TIME	NO	BEHIND	LAP TIME	NO	BEHIND	LAP TIME	NO	BEHIND	LAP TIME
44		1:04.115	59		57.968	59		57.657	59		57.710	59		1:29.802
99	0.057	1:04.172	99	0.239	58.338	99	0.842	58.260	99	1.303	58.171	99	0.689	1:29.188
59	0.188	1:04.303	44	0.550	58.706	44	1.030	58.137	44	1.491	58.171	44	1.384	1:29.695
97	0.781	1:04.896	21	2.983	59.770	31	3.753	58.365	97	4.414	57.788	97	2.055	1:27.443
31	1.039	1:05.154	31	3.045	1:00.162	21	4.283	58.957	21	4.935	58.362	21	2.695	1:27.562
21	1.369	1:05.484	96	3.175	58.888	97	4.336	58.653	26	6.435	58.930	26	3.452	1:26.819
96	2.443	1:06.558	97	3.340	1:00.715	96	4.612	59.094	12	7.055	59.858	12	4.021	1:26.768
12	2.719	1:06.834	12	3.530	58.967	12	4.907	59.034	29	7.246	58.769	29	4.660	1:27.216
26	3.103	1:07.218	26	4.211	59.264	26	5.215	58.661	16	8.541	58.619	16	5.585	1:26.846
29	4.372	1:08.487	29	4.959	58.743	29	6.187	58.885	56	9.365	58.586	56	6.541	1:26.978
16	5.476	1:09.591	16	6.587	59.267	16	7.632	58.702	57	14.837	1:00.591	57	7.628	1:22.593
56	6.557	1:10.672	56	7.495	59.094	56	8.489	58.651	10	15.267	1:00.869	10	8.151	1:22.686
57	7.804	1:11.919	57	9.814	1:00.166	57	11.956	59.799	98	15.604	1:00.189	98	8.692	1:22.890
10	8.492	1:12.607	10	9.960	59.624	10	12.108	59.805	71	16.476	1:01.074	71	9.154	1:22.480
98	10.081	1:14.196	98	11.599	59.674	71	13.112	58.972	2	17.264	1:00.988	2	9.916	1:22.454
71	10.587	1:14.702	71	11.797	59.366	98	13.125	59.183	9	22.244	1:03.313	9	10.750	1:18.308
9	10.962	1:15.077	2	13.136	1:00.193	2	13.986	58.507	27	23.205	1:02.771	27	12.012	1:18.609
2	11.099	1:15.214	9	14.190	1:01.384	9	16.641	1:00.108	49	29.099	1:02.805	49	13.742	1:14.445
27	15.831	1:19.946	27	17.146	59.471	27	18.144	58.655				31	1 Lap	3:39.869
49	20.427	1:24.542	49	21.942	59.671	49	24.004	59.719						

Weather / Track : Cloudy / Dry

Results can be found at www.tsl-timing.com

Page 1 of 4

Brands Hatch Indy
Circuit Length = 1.2079 miles
Start: 12:08 Flag 12:28 End: 12:30

Printed - 12:31 Sunday, 27 September 2020

Caterham Academy Championship

RACE 12 - LAP CHART

LAP 6 @ 12:15:46.429			LAP 7 @ 12:17:31.844			LAP 8 @ 12:19:11.484			LAP 9 @ 12:20:09.385			LAP 10 @ 12:21:06.635		
NO	BEHIND	LAP TIME	NO	BEHIND	LAP TIME	NO	BEHIND	LAP TIME	NO	BEHIND	LAP TIME	NO	BEHIND	LAP TIME
59		1:49.103	59		1:45.415	59		1:39.640	59		57.901	59		57.250
99	0.823	1:49.237	99	0.735	1:45.327	99	0.186	1:39.091	99	0.136	57.851	99	0.757	57.871
44	1.467	1:49.186	44	1.576	1:45.524	44	0.480	1:38.544	44	0.358	57.779	44	0.931	57.823
97	2.455	1:49.503	97	1.998	1:44.958	97	0.739	1:38.381	97	0.838	58.000	97	1.116	57.528
21	2.998	1:49.406	21	2.387	1:44.804	21	1.255	1:38.508	21	1.446	58.092	21	2.099	57.903
26	3.708	1:49.359	26	3.111	1:44.818	26	2.963	1:39.492	26	3.405	58.343	26	3.999	57.844
12	4.730	1:49.812	12	3.941	1:44.626	12	3.231	1:38.930	12	4.334	59.004	12	5.279	58.195
29	5.903	1:50.346	29	4.780	1:44.292	29	3.498	1:38.358	29	4.875	59.278	29	5.895	58.270
16	6.581	1:50.099	16	5.245	1:44.079	16	4.175	1:38.570	16	5.365	59.091	16	6.267	58.152
56	7.522	1:50.084	56	5.889	1:43.782	56	4.499	1:38.250	56	6.196	59.598	56	7.549	58.603
57	8.980	1:50.455	57	7.580	1:44.015	57	5.517	1:37.577	98	8.352	1:00.039	98	9.847	58.745
10	9.444	1:50.396	10	8.008	1:43.979	10	5.896	1:37.528	57	8.514	1:00.898	10	11.205	59.806
98	10.244	1:50.655	98	8.733	1:43.904	98	6.214	1:37.121	10	8.649	1:00.654	57	11.238	59.974
71	10.941	1:50.890	71	9.389	1:43.863	71	6.405	1:36.656	2	9.030	1:00.042	2	11.993	1:00.213
2	11.756	1:50.943	2	10.210	1:43.869	9	6.666	1:35.359	71	9.340	1:00.836	71	12.187	1:00.097
9	12.565	1:50.918	9	10.947	1:43.797	2	6.889	1:36.319	31	1 Lap	59.663	31	1 Lap	59.553
27	13.250	1:50.341	27	11.934	1:44.099	27	7.105	1:34.811	9	10.255	1:01.490	27	12.680	59.388
49	14.142	1:49.503	49	12.416	1:43.689	49	7.569	1:34.793	27	10.542	1:01.338	9	13.338	1:00.333
31	1 Lap	1:10.950	31	1 Lap	1:20.507	31	1 Lap	1:35.030	49	10.747	1:01.079	49	13.481	59.984

Weather / Track : Cloudy / Dry

Results can be found at www.tsl-timing.com

Page 2 of 4

Brands Hatch Indy
 Circuit Length = 1.2079 miles
 Start: 12:08 Flag 12:28 End: 12:30

Printed - 12:31 Sunday, 27 September 2020

Caterham Academy Championship

RACE 12 - LAP CHART

LAP 11 @ 12:22:03.934			LAP 12 @ 12:23:01.180			LAP 13 @ 12:23:58.509			LAP 14 @ 12:24:55.987			LAP 15 @ 12:25:53.545		
NO	BEHIND	LAP TIME	NO	BEHIND	LAP TIME	NO	BEHIND	LAP TIME	NO	BEHIND	LAP TIME	NO	BEHIND	LAP TIME
59		57.299	59		57.246	59		57.329	59		57.478	59		57.558
99	0.611	57.153	44	1.081	57.577	97	1.258	57.379	97	0.818	57.038	97	0.041	56.781
44	0.750	57.118	97	1.208	57.465	44	1.274	57.522	99	1.568	57.724	44	1.068	56.835
97	0.989	57.172	99	1.338	57.973	99	1.322	57.313	44	1.791	57.995	99	1.082	57.072
21	2.372	57.572	21	2.812	57.686	21	3.140	57.657	21	3.302	57.640	21	3.317	57.573
26	4.656	57.956	26	5.389	57.979	26	6.141	58.081	26	7.641	58.978	26	8.919	58.836
12	6.921	58.941	12	7.995	58.320	12	9.022	58.356	12	9.587	58.043	12	12.129	1:00.100
29	7.683	59.087	29	8.725	58.288	29	9.398	58.002	29	10.305	58.385	29	12.143	59.396
16	7.824	58.856	16	9.033	58.455	16	10.157	58.453	16	10.604	57.925	56	13.008	59.559
56	8.461	58.211	56	9.482	58.267	56	10.617	58.464	56	11.007	57.868	98	14.748	59.409
98	11.082	58.534	98	11.895	58.059	98	12.724	58.158	98	12.897	57.651	16	17.648	1:04.602
10	13.137	59.231	10	14.624	58.733	2	16.540	59.111	2	17.277	58.215	2	17.824	58.105
57	13.524	59.585	2	14.758	58.292	10	17.694	1:00.399	10	20.321	1:00.105	71	21.398	58.492
2	13.712	59.018	31	1 Lap	57.945	71	18.109	59.135	71	20.464	59.833	10	21.592	58.829
31	1 Lap	59.021	57	15.513	59.235	27	18.403	58.925	27	20.604	59.679	27	21.857	58.811
27	14.533	59.152	71	16.303	58.412	49	19.676	59.537	49	21.063	58.865	49	22.769	59.264
71	15.137	1:00.249	27	16.807	59.520	9	20.294	59.215	9	21.682	58.866	9	23.697	59.573
9	15.560	59.521	49	17.468	58.906	57	23.231	1:05.047	57	25.518	59.765	57	27.741	59.781
49	15.808	59.626	9	18.408	1:00.094	31	1 Lap	1:09.471	31	1 Lap	58.470	31	1 Lap	58.046

Weather / Track : Cloudy / Dry

Results can be found at www.tsl-timing.com

Page 3 of 4

Brands Hatch Indy
 Circuit Length = 1.2079 miles
 Start: 12:08 Flag 12:28 End: 12:30

Printed - 12:31 Sunday, 27 September 2020

Caterham Academy Championship

RACE 12 - LAP CHART

LAP 16 @ 12:26:51.144			LAP 17 @ 12:27:48.402			LAP 18 @ 12:28:45.921		
NO	BEHIND	LAP TIME	NO	BEHIND	LAP TIME	NO	BEHIND	LAP TIME
97		57.558	97		57.258	97		57.519
59	0.237	57.836	59	0.165	57.186	59	0.300	57.654
44	0.972	57.503	44	0.694	56.980	44	0.571	57.396
99	1.111	57.628	99	0.889	57.036	99	0.972	57.602
21	3.654	57.936	21	4.865	58.469	21	5.784	58.438
26	10.158	58.838	26	11.736	58.836	26	13.006	58.789
12	12.798	58.268	12	13.828	58.288	29	14.673	58.205
29	13.128	58.584	29	13.987	58.117	12	14.917	58.608
56	13.258	57.849	56	14.041	58.041	56	15.248	58.726
98	14.952	57.803	98	15.510	57.816	98	16.107	58.116
16	18.980	58.931	2	20.271	58.364	2	21.958	59.206
2	19.165	58.940	16	20.623	58.901	16	22.341	59.237
71	22.592	58.793	71	23.556	58.222	71	24.779	58.742
10	22.982	58.989	10	24.963	59.239	10	27.168	59.724
27	23.123	58.865	27	25.996	1:00.131	49	27.789	59.040
49	23.888	58.718	49	26.268	59.638	27	27.967	59.490
9	25.370	59.272	9	27.808	59.696	9	30.222	59.933
57	29.021	58.879	31	1 Lap	58.338	31	1 Lap	57.561
31	1 Lap	58.280	57	30.584	58.821	57	31.612	58.547

Weather / Track : Cloudy / Dry

Results can be found at www.tsl-timing.com

Page 4 of 4

Brands Hatch Indy
Circuit Length = 1.2079 miles
Start: 12:08 Flag 12:28 End: 12:30

Printed - 12:31 Sunday, 27 September 2020

Caterham Academy Championship

RACE 12 - POSITION CHART

No	Name	Lap																			
		Pos	1	2	3	4	5	6	7	8	9	10	11	12	13	14	15	16	17	18	
59	COCKERILL	1	44	59	59	59	59	59	59	59	59	59	59	59	59	59	59	59	97	97	97
44	SKILLICORN	2	99	99	99	99	99	99	99	99	99	99	99	44	97	97	97	59	59	59	
97	JONES	3	59	44	44	44	44	44	44	44	44	44	97	44	99	44	44	44	44		
21	ERKAN-BAX	4	97	21	31	97	97	97	97	97	97	97	97	99	99	44	99	99	99		
99	BOYES	5	31	31	21	21	21	21	21	21	21	21	21	21	21	21	21	21	21		
31	GOULD	6	21	96	97	26	26	26	26	26	26	26	26	26	26	26	26	26	26		
29	BERGBAUM	7	96	97	96	12	12	12	12	12	12	12	12	12	12	12	12	12	29		
96	MOTT	8	12	12	12	29	29	29	29	29	29	29	29	29	29	29	29	29	12		
56	LAZARUS	9	26	26	26	16	16	16	16	16	16	16	16	16	16	56	56	56			
26	LAWSON	10	29	29	29	56	56	56	56	56	56	56	56	56	56	98	98	98			
71	OLDLAND	11	16	16	16	57	57	57	57	57	98	98	98	98	98	98	16	16	2		
12	MOUNSEY	12	56	56	56	10	10	10	10	10	57	10	10	10	2	2	2	2	16		
2	LUND	13	57	57	57	98	98	98	98	98	10	57	57	2	10	10	71	71	71		
16	DUCKWORTH	14	10	10	10	71	71	71	71	71	2	2	2	57	71	71	10	10	10		
27	TURNER	15	98	98	71	2	2	2	2	9	71	71	27	71	27	27	27	27	49		
49	LANCASTER	16	71	71	98	9	9	9	9	2	9	27	71	27	49	49	49	49	27		
10	BROOKS	17	9	2	2	27	27	27	27	27	27	9	9	49	9	9	9	9	9		
98	HALL	18	2	9	9	49	49	49	49	49	49	49	49	9	57	57	57	57	57		
57	HAPGOOD	19	27	27	27	31	31	31	31	31	31	31	31	31	31	31	31	31	31		
9	GRIFFITHS	20	49	49	49																

Weather / Track : Cloudy / Dry

Results can be found at www.tsl-timing.com

Brands Hatch Indy
 Circuit Length = 1.2079 miles
 Start: 12:08 Flag 12:28 End: 12:30

Printed - 12:32 Sunday, 27 September 2020

Caterham Academy Championship

RACE 12 - LAP ANALYSIS

DIFF = Difference To Personal Best Lap

P1 97 Gwyndaf JONES				
LAP	LAP TIME	DIFF	MPH	TIME OF DAY
1 -	1:04.896	8.115	67.00	12:09:34.782
2 -	1:00.715	3.934	71.62	12:10:35.497
3 -	58.653	1.872	74.14	12:11:34.150
4 -	57.788	1.007	75.25	12:12:31.938
5 -	1:27.443	30.662	49.73	12:13:59.381
6 -	1:49.503	52.722	39.71	12:15:48.884
7 -	1:44.958	48.177	41.43	12:17:33.842
8 -	1:38.381	41.600	44.20	12:19:12.223
9 -	58.000	1.219	74.97	12:20:10.223
10 -	57.528	0.747	75.59	12:21:07.751
11 -	57.172 (3)	0.391	76.06	12:22:04.923
12 -	57.465	0.684	75.67	12:23:02.388
13 -	57.379	0.598	75.78	12:23:59.767
14 -	57.038 (2)	0.257	76.24	12:24:56.805
15 -	56.781 (1)		76.58	12:25:53.586
16 -	57.558	0.777	75.55	12:26:51.144
17 -	57.258	0.477	75.94	12:27:48.402
18 -	57.519	0.738	75.60	12:28:45.921

P2 59 Tom COCKERILL				
LAP	LAP TIME	DIFF	MPH	TIME OF DAY
1 -	1:04.303	7.117	67.62	12:09:34.189
2 -	57.968	0.782	75.01	12:10:32.157
3 -	57.657	0.471	75.42	12:11:29.814
4 -	57.710	0.524	75.35	12:12:27.524
5 -	1:29.802	32.616	48.42	12:13:57.326
6 -	1:49.103	51.917	39.85	12:15:46.429
7 -	1:45.415	48.229	41.25	12:17:31.844
8 -	1:39.640	42.454	43.64	12:19:11.484
9 -	57.901	0.715	75.10	12:20:09.385
10 -	57.250 (3)	0.064	75.95	12:21:06.635
11 -	57.299	0.113	75.89	12:22:03.934
12 -	57.246 (2)	0.060	75.96	12:23:01.180
13 -	57.329	0.143	75.85	12:23:58.509
14 -	57.478	0.292	75.65	12:24:55.987
15 -	57.558	0.372	75.55	12:25:53.545
16 -	57.836	0.650	75.18	12:26:51.381
17 -	57.186 (1)		76.04	12:27:48.567
18 -	57.654	0.468	75.42	12:28:46.221

P3 44 Chris SKILLICORN				
LAP	LAP TIME	DIFF	MPH	TIME OF DAY
1 -	1:04.115	7.280	67.82	12:09:34.001
2 -	58.706	1.871	74.07	12:10:32.707
3 -	58.137	1.302	74.79	12:11:30.844
4 -	58.171	1.336	74.75	12:12:29.015
5 -	1:29.695	32.860	48.48	12:13:58.710
6 -	1:49.186	52.351	39.82	12:15:47.896
7 -	1:45.524	48.689	41.20	12:17:33.420
8 -	1:38.544	41.709	44.12	12:19:11.964
9 -	57.779	0.944	75.26	12:20:09.743
10 -	57.823	0.988	75.20	12:21:07.566
11 -	57.118 (3)	0.283	76.13	12:22:04.684
12 -	57.577	0.742	75.52	12:23:02.261
13 -	57.522	0.687	75.59	12:23:59.783
14 -	57.995	1.160	74.98	12:24:57.778
15 -	56.835 (1)		76.51	12:25:54.613
16 -	57.503	0.668	75.62	12:26:52.116
17 -	56.980 (2)	0.145	76.31	12:27:49.096
18 -	57.396	0.561	75.76	12:28:46.492

DIFF = Difference To Personal Best Lap

P4 99 Toby BOYES				
LAP	LAP TIME	DIFF	MPH	TIME OF DAY
1 -	1:04.172	7.136	67.76	12:09:34.058
2 -	58.338	1.302	74.54	12:10:32.396
3 -	58.260	1.224	74.64	12:11:30.656
4 -	58.171	1.135	74.75	12:12:28.827
5 -	1:29.188	32.152	48.75	12:13:58.015
6 -	1:49.237	52.201	39.80	12:15:47.252
7 -	1:45.327	48.291	41.28	12:17:32.579
8 -	1:39.091	42.055	43.88	12:19:11.670
9 -	57.851	0.815	75.16	12:20:09.521
10 -	57.871	0.835	75.14	12:21:07.392
11 -	57.153 (3)	0.117	76.08	12:22:04.545
12 -	57.973	0.937	75.01	12:23:02.518
13 -	57.313	0.277	75.87	12:23:59.831
14 -	57.724	0.688	75.33	12:24:57.555
15 -	57.072 (2)	0.036	76.19	12:25:54.627
16 -	57.628	0.592	75.45	12:26:52.255
17 -	57.036 (1)		76.24	12:27:49.291
18 -	57.602	0.566	75.49	12:28:46.893

P5 21 Deniz ERKAN-BAX				
LAP	LAP TIME	DIFF	MPH	TIME OF DAY
1 -	1:05.484	7.912	66.40	12:09:35.370
2 -	59.770	2.198	72.75	12:10:35.140
3 -	58.957	1.385	73.75	12:11:34.097
4 -	58.362	0.790	74.51	12:12:32.459
5 -	1:27.562	29.990	49.66	12:14:00.021
6 -	1:49.406	51.834	39.74	12:15:49.427
7 -	1:44.804	47.232	41.49	12:17:34.231
8 -	1:38.508	40.936	44.14	12:19:12.739
9 -	58.092	0.520	74.85	12:20:10.831
10 -	57.903	0.331	75.10	12:21:08.734
11 -	57.572 (1)		75.53	12:22:06.306
12 -	57.686	0.114	75.38	12:23:03.992
13 -	57.657	0.085	75.42	12:24:01.649
14 -	57.640 (3)	0.068	75.44	12:24:59.289
15 -	57.573 (2)	0.001	75.53	12:25:56.862
16 -	57.936	0.364	75.05	12:26:54.798
17 -	58.469	0.897	74.37	12:27:53.267
18 -	58.438	0.866	74.41	12:28:51.705

P6 26 Peter LAWSON				
LAP	LAP TIME	DIFF	MPH	TIME OF DAY
1 -	1:07.218	9.374	64.69	12:09:37.104
2 -	59.264	1.420	73.37	12:10:36.368
3 -	58.661	0.817	74.13	12:11:35.029
4 -	58.930	1.086	73.79	12:12:33.959
5 -	1:26.819	28.975	50.08	12:14:00.778
6 -	1:49.359	51.515	39.76	12:15:50.137
7 -	1:44.818	46.974	41.48	12:17:34.955
8 -	1:39.492	41.648	43.70	12:19:14.447
9 -	58.343	0.499	74.53	12:20:12.790
10 -	57.844 (1)		75.17	12:21:10.634
11 -	57.956 (2)	0.112	75.03	12:22:08.590
12 -	57.979 (3)	0.135	75.00	12:23:06.569
13 -	58.081	0.237	74.87	12:24:04.650
14 -	58.978	1.134	73.73	12:25:03.628
15 -	58.836	0.992	73.91	12:26:02.464
16 -	58.838	0.994	73.90	12:27:01.302
17 -	58.836	0.992	73.91	12:28:00.138

Weather / Track : Cloudy / Dry

Brands Hatch Indy
Circuit Length = 1.2079 miles
Start: 12:08 Flag 12:28 End: 12:30

Caterham Academy Championship

RACE 12 - LAP ANALYSIS

DIFF = Difference To Personal Best Lap

18 - 58.789 0.945 73.96 12:28:58.927

P7 29 Andrew BERGBAUM				
LAP	LAP TIME	DIFF	MPH	TIME OF DAY
1 -	1:08.487	10.485	63.49	12:09:38.373
2 -	58.743	0.741	74.02	12:10:37.116
3 -	58.885	0.883	73.84	12:11:36.001
4 -	58.769	0.767	73.99	12:12:34.770
5 -	1:27.216	29.214	49.86	12:14:01.986
6 -	1:50.346	52.344	39.40	12:15:52.332
7 -	1:44.292	46.290	41.69	12:17:36.624
8 -	1:38.358	40.356	44.21	12:19:14.982
9 -	59.278	1.276	73.35	12:20:14.260
10 -	58.270	0.268	74.62	12:21:12.530
11 -	59.087	1.085	73.59	12:22:11.617
12 -	58.288	0.286	74.60	12:23:09.905
13 -	58.002 (1)		74.97	12:24:07.907
14 -	58.385	0.383	74.48	12:25:06.292
15 -	59.396	1.394	73.21	12:26:05.688
16 -	58.584	0.582	74.22	12:27:04.272
17 -	58.117 (2)	0.115	74.82	12:28:02.389
18 -	58.205 (3)	0.203	74.71	12:29:00.594

P8 12 Ronald MOUNSEY				
LAP	LAP TIME	DIFF	MPH	TIME OF DAY
1 -	1:06.834	8.791	65.06	12:09:36.720
2 -	58.967	0.924	73.74	12:10:35.687
3 -	59.034	0.991	73.66	12:11:34.721
4 -	59.858	1.815	72.64	12:12:34.579
5 -	1:26.768	28.725	50.11	12:14:01.347
6 -	1:49.812	51.769	39.60	12:15:51.159
7 -	1:44.626	46.583	41.56	12:17:35.785
8 -	1:38.930	40.887	43.95	12:19:14.715
9 -	59.004	0.961	73.70	12:20:13.719
10 -	58.195 (2)	0.152	74.72	12:21:11.914
11 -	58.941	0.898	73.77	12:22:10.855
12 -	58.320	0.277	74.56	12:23:09.175
13 -	58.356	0.313	74.51	12:24:07.531
14 -	58.043 (1)		74.92	12:25:05.574
15 -	1:00.100	2.057	72.35	12:26:05.674
16 -	58.268 (3)	0.225	74.63	12:27:03.942
17 -	58.288	0.245	74.60	12:28:02.230
18 -	58.608	0.565	74.19	12:29:00.838

P9 56 Micah LAZARUS				
LAP	LAP TIME	DIFF	MPH	TIME OF DAY
1 -	1:10.672	12.823	61.53	12:09:40.558
2 -	59.094	1.245	73.58	12:10:39.652
3 -	58.651	0.802	74.14	12:11:38.303
4 -	58.586	0.737	74.22	12:12:36.889
5 -	1:26.978	29.129	49.99	12:14:03.867
6 -	1:50.084	52.235	39.50	12:15:53.951
7 -	1:43.782	45.933	41.90	12:17:37.733
8 -	1:38.250	40.401	44.26	12:19:15.983
9 -	59.598	1.749	72.96	12:20:15.581
10 -	58.603	0.754	74.20	12:21:14.184
11 -	58.211	0.362	74.70	12:22:12.395
12 -	58.267	0.418	74.63	12:23:10.662
13 -	58.464	0.615	74.38	12:24:09.126
14 -	57.868 (2)	0.019	75.14	12:25:06.994
15 -	59.559	1.710	73.01	12:26:06.553
16 -	57.849 (1)		75.17	12:27:04.402

DIFF = Difference To Personal Best Lap

17 - 58.041 (3) 0.192 74.92 12:28:02.443
18 - 58.726 0.877 74.04 12:29:01.169

P10 98 James HALL				
LAP	LAP TIME	DIFF	MPH	TIME OF DAY
1 -	1:14.196	16.545	58.60	12:09:44.082
2 -	59.674	2.023	72.87	12:10:43.756
3 -	59.183	1.532	73.47	12:11:42.939
4 -	1:00.189	2.538	72.24	12:12:43.128
5 -	1:22.890	25.239	52.46	12:14:06.018
6 -	1:50.655	53.004	39.29	12:15:56.673
7 -	1:43.904	46.253	41.85	12:17:40.577
8 -	1:37.121	39.470	44.77	12:19:17.698
9 -	1:00.039	2.388	72.42	12:20:17.737
10 -	58.745	1.094	74.02	12:21:16.482
11 -	58.534	0.883	74.29	12:22:15.016
12 -	58.059	0.408	74.89	12:23:13.075
13 -	58.158	0.507	74.77	12:24:11.233
14 -	57.651 (1)		75.42	12:25:08.884
15 -	59.409	1.758	73.19	12:26:08.293
16 -	57.803 (2)	0.152	75.23	12:27:06.096
17 -	57.816 (3)	0.165	75.21	12:28:03.912
18 -	58.116	0.465	74.82	12:29:02.028

P11 2 Andy LUND				
LAP	LAP TIME	DIFF	MPH	TIME OF DAY
1 -	1:15.214	17.109	57.81	12:09:45.100
2 -	1:00.193	2.088	72.24	12:10:45.293
3 -	58.507	0.402	74.32	12:11:43.800
4 -	1:00.988	2.883	71.30	12:12:44.788
5 -	1:22.454	24.349	52.73	12:14:07.242
6 -	1:50.943	52.838	39.19	12:15:58.185
7 -	1:43.869	45.764	41.86	12:17:42.054
8 -	1:36.319	38.214	45.14	12:19:18.373
9 -	1:00.042	1.937	72.42	12:20:18.415
10 -	1:00.213	2.108	72.22	12:21:18.628
11 -	59.018	0.913	73.68	12:22:17.646
12 -	58.292 (3)	0.187	74.60	12:23:15.938
13 -	59.111	1.006	73.56	12:24:15.049
14 -	58.215 (2)	0.110	74.69	12:25:13.264
15 -	58.105 (1)		74.84	12:26:11.369
16 -	58.940	0.835	73.78	12:27:10.309
17 -	58.364	0.259	74.50	12:28:08.673
18 -	59.206	1.101	73.44	12:29:07.879

P12 16 Bruce DUCKWORTH				
LAP	LAP TIME	DIFF	MPH	TIME OF DAY
1 -	1:09.591	11.666	62.48	12:09:39.477
2 -	59.267	1.342	73.37	12:10:38.744
3 -	58.702	0.777	74.07	12:11:37.446
4 -	58.619	0.694	74.18	12:12:36.065
5 -	1:26.846	28.921	50.07	12:14:02.911
6 -	1:50.099	52.174	39.49	12:15:53.010
7 -	1:44.079	46.154	41.78	12:17:37.089
8 -	1:38.570	40.645	44.11	12:19:15.659
9 -	59.091	1.166	73.59	12:20:14.750
10 -	58.152 (2)	0.227	74.77	12:21:12.902
11 -	58.856	0.931	73.88	12:22:11.758
12 -	58.455	0.530	74.39	12:23:10.213
13 -	58.453 (3)	0.528	74.39	12:24:08.666
14 -	57.925 (1)		75.07	12:25:06.591
15 -	1:04.602	6.677	67.31	12:26:11.193

Weather / Track : Cloudy / Dry

Brands Hatch Indy

Circuit Length = 1.2079 miles

Start: 12:08 Flag 12:28 End: 12:30

Caterham Academy Championship

RACE 12 - LAP ANALYSIS

DIFF = Difference To Personal Best Lap

16 -	58.931	1.006	73.79	12:27:10.124
17 -	58.901	0.976	73.82	12:28:09.025
18 -	59.237	1.312	73.41	12:29:08.262

P13 71 Rob OLDLAND

LAP	LAP TIME	DIFF	MPH	TIME OF DAY
1 -	1:14.702	16.480	58.21	12:09:44.588
2 -	59.366	1.144	73.25	12:10:43.954
3 -	58.972	0.750	73.74	12:11:42.926
4 -	1:01.074	2.852	71.20	12:12:44.000
5 -	1:22.480	24.258	52.72	12:14:06.480
6 -	1:50.890	52.668	39.21	12:15:57.370
7 -	1:43.863	45.641	41.86	12:17:41.233
8 -	1:36.656	38.434	44.99	12:19:17.889
9 -	1:00.836	2.614	71.48	12:20:18.725
10 -	1:00.097	1.875	72.35	12:21:18.822
11 -	1:00.249	2.027	72.17	12:22:19.071
12 -	58.412 (2)	0.190	74.44	12:23:17.483
13 -	59.135	0.913	73.53	12:24:16.618
14 -	59.833	1.611	72.67	12:25:16.451
15 -	58.492 (3)	0.270	74.34	12:26:14.943
16 -	58.793	0.571	73.96	12:27:13.736
17 -	58.222 (1)		74.69	12:28:11.958
18 -	58.742	0.520	74.02	12:29:10.700

P14 10 Richard BROOKS

LAP	LAP TIME	DIFF	MPH	TIME OF DAY
1 -	1:12.607	13.874	59.89	12:09:42.493
2 -	59.624	0.891	72.93	12:10:42.117
3 -	59.805	1.072	72.71	12:11:41.922
4 -	1:00.869	2.136	71.44	12:12:42.791
5 -	1:22.686	23.953	52.59	12:14:05.477
6 -	1:50.396	51.663	39.39	12:15:55.873
7 -	1:43.979	45.246	41.82	12:17:39.852
8 -	1:37.528	38.795	44.58	12:19:17.380
9 -	1:00.654	1.921	71.69	12:20:18.034
10 -	59.806	1.073	72.71	12:21:17.840
11 -	59.231	0.498	73.41	12:22:17.071
12 -	58.733 (1)		74.04	12:23:15.804
13 -	1:00.399	1.666	71.99	12:24:16.203
14 -	1:00.105	1.372	72.35	12:25:16.308
15 -	58.829 (2)	0.096	73.91	12:26:15.137
16 -	58.989 (3)	0.256	73.71	12:27:14.126
17 -	59.239	0.506	73.40	12:28:13.365
18 -	59.724	0.991	72.81	12:29:13.089

P15 27 Kevin TURNER

LAP	LAP TIME	DIFF	MPH	TIME OF DAY
1 -	1:19.946	21.291	54.39	12:09:49.832
2 -	59.471	0.816	73.12	12:10:49.303
3 -	58.655 (1)		74.13	12:11:47.958
4 -	1:02.771	4.116	69.27	12:12:50.729
5 -	1:18.609	19.954	55.31	12:14:09.338
6 -	1:50.341	51.686	39.41	12:15:59.679
7 -	1:44.099	45.444	41.77	12:17:43.778
8 -	1:34.811	36.156	45.86	12:19:18.589
9 -	1:01.338	2.683	70.89	12:20:19.927
10 -	59.388	0.733	73.22	12:21:19.315
11 -	59.152	0.497	73.51	12:22:18.467
12 -	59.520	0.865	73.06	12:23:17.987
13 -	58.925	0.270	73.79	12:24:16.912
14 -	59.679	1.024	72.86	12:25:16.591

DIFF = Difference To Personal Best Lap

15 -	58.811 (2)	0.156	73.94	12:26:15.402
16 -	58.865 (3)	0.210	73.87	12:27:14.267
17 -	1:00.131	1.476	72.31	12:28:14.398
18 -	59.490	0.835	73.09	12:29:13.888

P16 9 James GRIFFITHS

LAP	LAP TIME	DIFF	MPH	TIME OF DAY
1 -	1:15.077	16.211	57.92	12:09:44.963
2 -	1:01.384	2.518	70.84	12:10:46.347
3 -	1:00.108	1.242	72.34	12:11:46.455
4 -	1:03.313	4.447	68.68	12:12:49.768
5 -	1:18.308	19.442	55.53	12:14:08.076
6 -	1:50.918	52.052	39.20	12:15:58.994
7 -	1:43.797	44.931	41.89	12:17:42.791
8 -	1:35.359	36.493	45.60	12:19:18.150
9 -	1:01.490	2.624	70.72	12:20:19.640
10 -	1:00.333	1.467	72.07	12:21:19.973
11 -	59.521	0.655	73.05	12:22:19.494
12 -	1:00.094	1.228	72.36	12:23:19.588
13 -	59.215 (2)	0.349	73.43	12:24:18.803
14 -	58.866 (1)		73.87	12:25:17.669
15 -	59.573	0.707	72.99	12:26:17.242
16 -	59.272 (3)	0.406	73.36	12:27:16.514
17 -	59.696	0.830	72.84	12:28:16.210
18 -	59.933	1.067	72.55	12:29:16.143

P17 57 Ian HAPGOOD

LAP	LAP TIME	DIFF	MPH	TIME OF DAY
1 -	1:11.919	13.372	60.46	12:09:41.805
2 -	1:00.166	1.619	72.27	12:10:41.971
3 -	59.799	1.252	72.72	12:11:41.770
4 -	1:00.591	2.044	71.76	12:12:42.361
5 -	1:22.593	24.046	52.65	12:14:04.954
6 -	1:50.455	51.908	39.36	12:15:55.409
7 -	1:44.015	45.468	41.80	12:17:39.424
8 -	1:37.577	39.030	44.56	12:19:17.001
9 -	1:00.898	2.351	71.40	12:20:17.899
10 -	59.974	1.427	72.50	12:21:17.873
11 -	59.585	1.038	72.98	12:22:17.458
12 -	59.235	0.688	73.41	12:23:16.693
13 -	1:05.047	6.500	66.85	12:24:21.740
14 -	59.765	1.218	72.76	12:25:21.505
15 -	59.781	1.234	72.74	12:26:21.286
16 -	58.879 (3)	0.332	73.85	12:27:20.165
17 -	58.821 (2)	0.274	73.92	12:28:18.986
18 -	58.547 (1)		74.27	12:29:17.533

P18 49 Steve LANCASTER

LAP	LAP TIME	DIFF	MPH	TIME OF DAY
1 -	1:24.542	25.824	51.43	12:09:54.428
2 -	59.671	0.953	72.87	12:10:54.099
3 -	59.719	1.001	72.81	12:11:53.818
4 -	1:02.805	4.087	69.23	12:12:56.623
5 -	1:14.445	15.727	58.41	12:14:11.068
6 -	1:49.503	50.785	39.71	12:16:00.571
7 -	1:43.689	44.971	41.93	12:17:44.260
8 -	1:34.793	36.075	45.87	12:19:19.053
9 -	1:01.079	2.361	71.19	12:20:20.132
10 -	59.984	1.266	72.49	12:21:20.116
11 -	59.626	0.908	72.93	12:22:19.742
12 -	58.906 (3)	0.188	73.82	12:23:18.648
13 -	59.537	0.819	73.04	12:24:18.185

Weather / Track : Cloudy / Dry

Brands Hatch Indy
Circuit Length = 1.2079 miles
Start: 12:08 Flag 12:28 End: 12:30

Caterham Academy Championship

RACE 12 - LAP ANALYSIS

DIFF = Difference To Personal Best Lap

14 -	58.865 (2)	0.147	73.87	12:25:17.050
15 -	59.264	0.546	73.37	12:26:16.314
16 -	58.718 (1)		74.05	12:27:15.032
17 -	59.638	0.920	72.91	12:28:14.670
18 -	59.040	0.322	73.65	12:29:13.710

P19 31 Colin GOULD

LAP	LAP TIME	DIFF	MPH	TIME OF DAY
1 -	1:05.154	7.593	66.74	12:09:35.040
2 -	1:00.162	2.601	72.28	12:10:35.202
3 -	58.365	0.804	74.50	12:11:33.567
4 -	3:39.869	2:42.308	19.77	12:15:13.436
5 -	1:10.950	13.389	61.29	12:16:24.386
6 -	1:20.507	22.946	54.01	12:17:44.893
7 -	1:35.030	37.469	45.76	12:19:19.923
8 -	59.663	2.102	72.88	12:20:19.586
9 -	59.553	1.992	73.02	12:21:19.139
10 -	59.021	1.460	73.67	12:22:18.160
11 -	57.945 (2)	0.384	75.04	12:23:16.105
12 -	1:09.471	11.910	62.59	12:24:25.576
13 -	58.470	0.909	74.37	12:25:24.046
14 -	58.046 (3)	0.485	74.91	12:26:22.092
15 -	58.280	0.719	74.61	12:27:20.372
16 -	58.338	0.777	74.54	12:28:18.710
17 -	57.561 (1)		75.54	12:29:16.271

P20 96 Peter MOTT

LAP	LAP TIME	DIFF	MPH	TIME OF DAY
1 -	1:06.558 (3)	7.670	65.33	12:09:36.444
2 -	58.888 (1)		73.84	12:10:35.332
3 -	59.094 (2)	0.206	73.58	12:11:34.426

Caterham Academy Championship

RACE 12 - STATISTICS

Competitors Started 20
Planned Start 2020-09-27 @ 12:10:00.000
Actual Start 2020-09-27 @ 12:08:29.885
Finish Time 2020-09-27 @ 12:28:44.963
Track Length 1.2079mi.
Total Laps 344
Total Distance Covered 415.5332mi.

Session Fastest Lap History

NO	NAME	LAP TIME	TIME OF DAY	LAP	VEHICLE
44	Chris SKILLICORN	1:04.115	12:09:34.015	1	Caterham Academy
59	Tom COCKERILL	57.968	12:10:32.171	2	Caterham Academy
59	Tom COCKERILL	57.657	12:11:29.828	3	Caterham Academy
59	Tom COCKERILL	57.250	12:21:06.649	10	Caterham Academy
99	Toby BOYES	57.153	12:22:04.559	11	Caterham Academy
44	Chris SKILLICORN	57.118	12:22:04.633	11	Caterham Academy
97	Gwyndaf JONES	57.038	12:24:56.818	14	Caterham Academy
97	Gwyndaf JONES	56.781	12:25:53.586	15	Caterham Academy

Session Leader History

NO	NAME	FROM LAP	LAPS LED	DISTANCE	VEHICLE
44	Chris SKILLICORN	1	1	1.20 miles	Caterham Academy
59	Tom COCKERILL	2	14	16.91 miles	Caterham Academy
97	Gwyndaf JONES	16	3	3.62 miles	Caterham Academy

Flag History

TYPE	TIME OF DAY
GREEN	12:08:29.885
SAFETY	12:12:23.859
GREEN	12:19:11.247
FINISH	12:28:44.963

Flag Statistics

TYPE	COUNT	TOTAL LAPS	TOTAL TIME
Green	2	14	15:10.805
Red	0	0	0.000
Safety Car	1	4	6:47.387
FCY	0	0	0.000

Weather / Track : Cloudy / Dry

Results can be found at www.tsl-timing.com

Brands Hatch Indy
Circuit Length = 1.2079 miles
Start: 12:08 Flag 12:28 End: 12:30

Printed - 12:32 Sunday, 27 September 2020

Caterham Academy Championship

QUALIFYING - RACE 5 - CLASSIFICATION



POS	NO	NAME	ENTRY	TIME	ON	LAPS	GAP	DIFF	MPH
1	22	Hugo BUSH	Caterham Academy	56.304	12	13			77.23
2	25	Domenique MANNSPERGER	Caterham Academy	56.799	11	13	0.495	0.495	76.56
3	86	Simon SHAW	Caterham Academy	57.168	3	12	0.864	0.369	76.06
4	11	Taylor OFLANAGAN	Caterham Academy	57.193	10	12	0.889	0.025	76.03
5	7	James WALKER	Caterham Academy	57.202	12	13	0.898	0.009	76.02
6	36	Alex VINCENT	Caterham Academy	57.215	12	12	0.911	0.013	76.00
7	79	Ryan MEAGER	Caterham Academy	57.224	10	11	0.920	0.009	75.99
8	15	Ian BROWN	Caterham Academy	57.230	12	12	0.926	0.006	75.98
9	38	Ryan LOVETT	Caterham Academy	57.299	10	12	0.995	0.069	75.89
10	70	Michael HILTON	Caterham Academy	57.373	10	12	1.069	0.074	75.79
11	69	Lindon SUGAR	Caterham Academy	57.541	11	13	1.237	0.168	75.57
12	4	Nick TIMPSON	Caterham Academy	57.625	4	12	1.321	0.084	75.46
13	8	Eike SCHICK	Caterham Academy	57.723	10	12	1.419	0.098	75.33
14	3	Sam GIBBONS	Caterham Academy	57.830	8	12	1.526	0.107	75.19
15	42	Christopher BROOM	Caterham Academy	58.099	11	12	1.795	0.269	74.84
16	77	Jack WOODGATE	Caterham Academy	58.330	4	12	2.026	0.231	74.55
17	34	Allan COSTLEY	Caterham Academy	58.340	9	12	2.036	0.010	74.53
18	88	Michael KHOO	Caterham Academy	58.698	7	12	2.394	0.358	74.08
19	76	Stuart HATZEL	Caterham Academy	58.917	4	12	2.613	0.219	73.80
20	73	Peter MALONEY	Caterham Academy	59.001	9	12	2.697	0.084	73.70
21	81	Adrian MARIADAS	Caterham Academy	59.164	11	12	2.860	0.163	73.50
22	23	Mark FIRTH	Caterham Academy	59.298	9	12	2.994	0.134	73.33
23	74	Michael LEWIS	Caterham Academy	1:00.234	10	12	3.930	0.936	72.19
24	20	Chris GRIFFITH	Caterham Academy	1:00.268	7	12	3.964	0.034	72.15
25	78	Ben SENGELOW	Caterham Academy	1:00.608	4	12	4.304	0.340	71.74
26	28	Carl WEBB	Caterham Academy	1:01.076	11	12	4.772	0.468	71.19

Weather / Track : Sunny / Dry

These results are provisional until the conclusion of any judicial and technical matters.

Brands Hatch Indy

Circuit Length = 1.2079 miles

Start: 09:39 Flag 09:56 End: 09:57

Clerk Of Course :	Steward :	Timekeeper : Nick Palmer
-------------------	-----------	--------------------------

Results can be found at www.tsl-timing.com

Printed - 09:58 Saturday, 26 September 2020



Caterham Academy Championship

QUALIFYING - RACE 5 - LAP ANALYSIS

DIFF = Difference To Personal Best Lap

P1 22 Hugo BUSH				
LAP	LAP TIME	DIFF	MPH	TIME OF DAY
1 -	1:01.351	5.047	70.88	09:41:09.238
2 -	57.564	1.260	75.54	09:42:06.802
3 -	57.063	0.759	76.20	09:43:03.865
4 -	56.719	0.415	76.66	09:44:00.584
5 -	56.549 (2)	0.245	76.89	09:44:57.133
6 -	4:44.217 P	3:47.913	15.30	09:49:41.350
7 -	1:02.617	6.313	69.44	09:50:43.967
8 -	59.002	2.698	73.70	09:51:42.969
9 -	58.543	2.239	74.28	09:52:41.512
10 -	56.688 (3)	0.384	76.71	09:53:38.200
11 -	58.064	1.760	74.89	09:54:36.264
12 -	56.304 (1)		77.23	09:55:32.568
13 -	59.974	3.670	72.50	09:56:32.542

P2 25 Dominique MANNSPERGER				
LAP	LAP TIME	DIFF	MPH	TIME OF DAY
1 -	1:03.266	6.467	68.73	09:41:08.256
2 -	57.471	0.672	75.66	09:42:05.727
3 -	58.006	1.207	74.96	09:43:03.733
4 -	57.691	0.892	75.37	09:44:01.424
5 -	57.047 (2)	0.248	76.22	09:44:58.471
6 -	4:44.626 P	3:47.827	15.27	09:49:43.097
7 -	1:04.709	7.910	67.20	09:50:47.806
8 -	58.416	1.617	74.44	09:51:46.222
9 -	58.522	1.723	74.30	09:52:44.744
10 -	57.254 (3)	0.455	75.95	09:53:41.998
11 -	56.799 (1)		76.56	09:54:38.797
12 -	1:01.498	4.699	70.71	09:55:40.295
13 -	58.095	1.296	74.85	09:56:38.390

P3 86 Simon SHAW				
LAP	LAP TIME	DIFF	MPH	TIME OF DAY
1 -	1:02.374	5.206	69.71	09:41:13.239
2 -	58.874	1.706	73.86	09:42:12.113
3 -	57.168 (1)		76.06	09:43:09.281
4 -	57.332 (3)	0.164	75.84	09:44:06.613
5 -	5:41.340 P	4:44.172	12.73	09:49:47.953
6 -	1:03.382	6.214	68.60	09:50:51.335
7 -	57.656	0.488	75.42	09:51:48.991
8 -	57.895	0.727	75.11	09:52:46.886
9 -	59.042	1.874	73.65	09:53:45.928
10 -	57.330 (2)	0.162	75.85	09:54:43.258
11 -	57.708	0.540	75.35	09:55:40.966
12 -	57.650	0.482	75.43	09:56:38.616

P4 11 Taylor OFLANAGAN				
LAP	LAP TIME	DIFF	MPH	TIME OF DAY
1 -	1:03.113	5.920	68.90	09:41:16.465
2 -	58.242	1.049	74.66	09:42:14.707
3 -	58.190	0.997	74.73	09:43:12.897
4 -	58.127	0.934	74.81	09:44:11.024
5 -	5:38.481 P	4:41.288	12.84	09:49:49.505
6 -	1:03.124	5.931	68.88	09:50:52.629
7 -	57.416 (2)	0.223	75.73	09:51:50.045
8 -	58.459	1.266	74.38	09:52:48.504
9 -	57.915	0.722	75.08	09:53:46.419
10 -	57.193 (1)		76.03	09:54:43.612
11 -	57.507 (3)	0.314	75.61	09:55:41.119
12 -	58.085	0.892	74.86	09:56:39.204

DIFF = Difference To Personal Best Lap

P5 7 James WALKER				
LAP	LAP TIME	DIFF	MPH	TIME OF DAY
1 -	1:01.654	4.452	70.53	09:41:05.033
2 -	58.547	1.345	74.27	09:42:03.580
3 -	57.935	0.733	75.06	09:43:01.515
4 -	57.765	0.563	75.28	09:43:59.280
5 -	57.406	0.204	75.75	09:44:56.686
6 -	4:43.242 P	3:46.040	15.35	09:49:39.928
7 -	1:04.376	7.174	67.55	09:50:44.304
8 -	58.456	1.254	74.39	09:51:42.760
9 -	57.809	0.607	75.22	09:52:40.569
10 -	57.374 (3)	0.172	75.79	09:53:37.943
11 -	57.253 (2)	0.051	75.95	09:54:35.196
12 -	57.202 (1)		76.02	09:55:32.398
13 -	58.583	1.381	74.22	09:56:30.981

P6 36 Alex VINCENT				
LAP	LAP TIME	DIFF	MPH	TIME OF DAY
1 -	1:02.142	4.927	69.97	09:41:11.240
2 -	58.407	1.192	74.45	09:42:09.647
3 -	58.221	1.006	74.69	09:43:07.868
4 -	57.679 (3)	0.464	75.39	09:44:05.547
5 -	5:40.261 P	4:43.046	12.78	09:49:45.808
6 -	1:05.476	8.261	66.41	09:50:51.284
7 -	58.083	0.868	74.86	09:51:49.367
8 -	59.452	2.237	73.14	09:52:48.819
9 -	58.185	0.970	74.73	09:53:47.004
10 -	58.173	0.958	74.75	09:54:45.177
11 -	57.256 (2)	0.041	75.95	09:55:42.433
12 -	57.215 (1)		76.00	09:56:39.648

P7 79 Ryan MEAGER				
LAP	LAP TIME	DIFF	MPH	TIME OF DAY
1 -	1:03.189	5.965	68.81	09:41:10.323
2 -	59.174	1.950	73.48	09:42:09.497
3 -	57.852	0.628	75.16	09:43:07.349
4 -	57.990	0.766	74.98	09:44:05.339
5 -	5:39.348 P	4:42.124	12.81	09:49:44.687
6 -	1:07.748	10.524	64.18	09:50:52.435
7 -	57.452 (3)	0.228	75.69	09:51:49.887
8 -	1:02.890	5.666	69.14	09:52:52.777
9 -	57.841	0.617	75.18	09:53:50.618
10 -	57.224 (1)		75.99	09:54:47.842
11 -	57.308 (2)	0.084	75.88	09:55:45.150

P8 15 Ian BROWN				
LAP	LAP TIME	DIFF	MPH	TIME OF DAY
1 -	1:01.500	4.270	70.70	09:41:18.283
2 -	59.250	2.020	73.39	09:42:17.533
3 -	57.311 (2)	0.081	75.87	09:43:14.844
4 -	57.412 (3)	0.182	75.74	09:44:12.256
5 -	5:40.723 P	4:43.493	12.76	09:49:52.979
6 -	1:05.969	8.739	65.91	09:50:58.948
7 -	58.777	1.547	73.98	09:51:57.725
8 -	58.146	0.916	74.78	09:52:55.871
9 -	57.749	0.519	75.30	09:53:53.620
10 -	57.923	0.693	75.07	09:54:51.543
11 -	57.562	0.332	75.54	09:55:49.105
12 -	57.230 (1)		75.98	09:56:46.335

Weather / Track : Sunny / Dry

Brands Hatch Indy
Circuit Length = 1.2079 miles
Start: 09:39 Flag 09:56 End: 09:57

Caterham Academy Championship

QUALIFYING - RACE 5 - LAP ANALYSIS

DIFF = Difference To Personal Best Lap

P9 38 Ryan LOVETT				
LAP	LAP TIME	DIFF	MPH	TIME OF DAY
1 -	1:08.995	11.696	63.02	09:41:44.273
2 -	58.552	1.253	74.26	09:42:42.825
3 -	1:10.107	12.808	62.02	09:43:52.932
4 -	57.907	0.608	75.09	09:44:50.839
5 -	4:46.053 P	3:48.754	15.20	09:49:36.892
6 -	1:03.970	6.671	67.97	09:50:40.862
7 -	59.101	1.802	73.57	09:51:39.963
8 -	57.766 (2)	0.467	75.27	09:52:37.729
9 -	57.794 (3)	0.495	75.24	09:53:35.523
10 -	57.299 (1)		75.89	09:54:32.822
11 -	58.606	1.307	74.20	09:55:31.428
12 -	59.193	1.894	73.46	09:56:30.621

P10 70 Michael HILTON				
LAP	LAP TIME	DIFF	MPH	TIME OF DAY
1 -	1:04.173	6.800	67.76	09:41:10.142
2 -	1:00.746	3.373	71.58	09:42:10.888
3 -	57.951 (3)	0.578	75.03	09:43:08.839
4 -	58.535	1.162	74.29	09:44:07.374
5 -	5:41.363 P	4:43.990	12.73	09:49:48.737
6 -	1:04.902	7.529	67.00	09:50:53.639
7 -	57.794 (2)	0.421	75.24	09:51:51.433
8 -	58.590	1.217	74.22	09:52:50.023
9 -	58.739	1.366	74.03	09:53:48.762
10 -	57.373 (1)		75.79	09:54:46.135
11 -	1:01.684	4.311	70.49	09:55:47.819
12 -	57.987	0.614	74.99	09:56:45.806

P11 69 Lindon SUGAR				
LAP	LAP TIME	DIFF	MPH	TIME OF DAY
1 -	1:03.031	5.490	68.99	09:41:23.925
2 -	59.274	1.733	73.36	09:42:23.199
3 -	58.920	1.379	73.80	09:43:22.119
4 -	58.450	0.909	74.39	09:44:20.569
5 -	5:03.411 P	4:05.870	14.33	09:49:23.980
6 -	1:01.177	3.636	71.08	09:50:25.157
7 -	58.160	0.619	74.76	09:51:23.317
8 -	57.990	0.449	74.98	09:52:21.307
9 -	58.047	0.506	74.91	09:53:19.354
10 -	57.927 (3)	0.386	75.07	09:54:17.281
11 -	57.541 (1)		75.57	09:55:14.822
12 -	57.729 (2)	0.188	75.32	09:56:12.551
13 -	58.609	1.068	74.19	09:57:11.160

P12 4 Nick TIMPSON				
LAP	LAP TIME	DIFF	MPH	TIME OF DAY
1 -	1:03.978	6.353	67.97	09:41:16.445
2 -	59.019	1.394	73.68	09:42:15.464
3 -	58.545	0.920	74.27	09:43:14.009
4 -	57.625 (1)		75.46	09:44:11.634
5 -	5:42.106 P	4:44.481	12.71	09:49:53.740
6 -	1:05.929	8.304	65.95	09:50:59.669
7 -	58.078 (3)	0.453	74.87	09:51:57.747
8 -	59.035	1.410	73.66	09:52:56.782
9 -	58.407	0.782	74.45	09:53:55.189
10 -	57.806 (2)	0.181	75.22	09:54:52.995
11 -	58.409	0.784	74.45	09:55:51.404
12 -	58.759	1.134	74.00	09:56:50.163

DIFF = Difference To Personal Best Lap

P13 8 Eike SCHICK				
LAP	LAP TIME	DIFF	MPH	TIME OF DAY
1 -	1:04.202	6.479	67.73	09:41:15.811
2 -	58.721	0.998	74.05	09:42:14.532
3 -	58.234 (2)	0.511	74.67	09:43:12.766
4 -	58.545	0.822	74.27	09:44:11.311
5 -	5:46.908 P	4:49.185	12.53	09:49:58.219
6 -	1:03.928	6.205	68.02	09:51:02.147
7 -	58.479	0.756	74.36	09:52:00.626
8 -	58.258 (3)	0.535	74.64	09:52:58.884
9 -	58.369	0.646	74.50	09:53:57.253
10 -	57.723 (1)		75.33	09:54:54.976
11 -	58.371	0.648	74.49	09:55:53.347
12 -	59.223	1.500	73.42	09:56:52.570

P14 3 Sam GIBBONS				
LAP	LAP TIME	DIFF	MPH	TIME OF DAY
1 -	1:08.650	10.820	63.34	09:41:44.810
2 -	58.820	0.990	73.93	09:42:43.630
3 -	1:01.105	3.275	71.16	09:43:44.735
4 -	1:00.354	2.524	72.05	09:44:45.089
5 -	4:44.912 P	3:47.082	15.26	09:49:30.001
6 -	1:02.743	4.913	69.30	09:50:32.744
7 -	58.370	0.540	74.50	09:51:31.114
8 -	57.830 (1)		75.19	09:52:28.944
9 -	58.351	0.521	74.52	09:53:27.295
10 -	58.788	0.958	73.97	09:54:26.083
11 -	58.066 (3)	0.236	74.89	09:55:24.149
12 -	57.867 (2)	0.037	75.14	09:56:22.016

P15 42 Christopher BROOM				
LAP	LAP TIME	DIFF	MPH	TIME OF DAY
1 -	1:02.587	4.488	69.48	09:41:18.517
2 -	59.674	1.575	72.87	09:42:18.191
3 -	59.067	0.968	73.62	09:43:17.258
4 -	58.957	0.858	73.75	09:44:16.215
5 -	5:44.550 P	4:46.451	12.62	09:50:00.765
6 -	1:04.074	5.975	67.86	09:51:04.839
7 -	58.681 (3)	0.582	74.10	09:52:03.520
8 -	58.135 (2)	0.036	74.80	09:53:01.655
9 -	1:07.685	9.586	64.24	09:54:09.340
10 -	58.855	0.756	73.88	09:55:08.195
11 -	58.099 (1)		74.84	09:56:06.294
12 -	1:03.060	4.961	68.95	09:57:09.354

P16 77 Jack WOODGATE				
LAP	LAP TIME	DIFF	MPH	TIME OF DAY
1 -	1:01.793	3.463	70.37	09:41:06.138
2 -	58.636 (3)	0.306	74.16	09:42:04.774
3 -	59.378	1.048	73.23	09:43:04.152
4 -	58.330 (1)		74.55	09:44:02.482
5 -	5:41.348 P	4:43.018	12.73	09:49:43.830
6 -	1:04.427	6.097	67.49	09:50:48.257
7 -	58.614 (2)	0.284	74.19	09:51:46.871
8 -	59.460	1.130	73.13	09:52:46.331
9 -	59.934	1.604	72.55	09:53:46.265
10 -	58.639	0.309	74.15	09:54:44.904
11 -	1:00.029	1.699	72.44	09:55:44.933
12 -	59.664	1.334	72.88	09:56:44.597

Weather / Track : Sunny / Dry

Brands Hatch Indy
Circuit Length = 1.2079 miles
Start: 09:39 Flag 09:56 End: 09:57

Caterham Academy Championship

QUALIFYING - RACE 5 - LAP ANALYSIS

DIFF = Difference To Personal Best Lap

P17 34 Allan COSTLEY				
LAP	LAP TIME	DIFF	MPH	TIME OF DAY
1 -	1:03.659	5.319	68.31	09:41:23.735
2 -	1:00.284	1.944	72.13	09:42:24.019
3 -	58.837	0.497	73.90	09:43:22.856
4 -	58.844	0.504	73.90	09:44:21.700
5 -	5:03.036 P	4:04.696	14.35	09:49:24.736
6 -	1:00.983	2.643	71.30	09:50:25.719
7 -	58.901	0.561	73.82	09:51:24.620
8 -	58.785 (3)	0.445	73.97	09:52:23.405
9 -	58.340 (1)		74.53	09:53:21.745
10 -	1:08.055	9.715	63.89	09:54:29.800
11 -	58.739 (2)	0.399	74.03	09:55:28.539
12 -	58.932	0.592	73.79	09:56:27.471

P18 88 Michael KHOO				
LAP	LAP TIME	DIFF	MPH	TIME OF DAY
1 -	1:07.070	8.372	64.83	09:41:32.697
2 -	1:00.508	1.810	71.86	09:42:33.205
3 -	1:00.410	1.712	71.98	09:43:33.615
4 -	1:02.055	3.357	70.07	09:44:35.670
5 -	4:52.592 P	3:53.894	14.86	09:49:28.262
6 -	1:03.586	4.888	68.38	09:50:31.848
7 -	58.698 (1)		74.08	09:51:30.546
8 -	1:00.042	1.344	72.42	09:52:30.588
9 -	59.229 (2)	0.531	73.42	09:53:29.817
10 -	1:00.618	1.920	71.73	09:54:30.435
11 -	59.577 (3)	0.879	72.99	09:55:30.012
12 -	1:11.798	13.100	60.56	09:56:41.810

P19 76 Stuart HATZEL				
LAP	LAP TIME	DIFF	MPH	TIME OF DAY
1 -	1:03.653	4.736	68.31	09:41:17.934
2 -	1:00.041	1.124	72.42	09:42:17.975
3 -	59.015	0.098	73.68	09:43:16.990
4 -	58.917 (1)		73.80	09:44:15.907
5 -	5:41.445 P	4:42.528	12.73	09:49:57.352
6 -	1:05.372	6.455	66.52	09:51:02.724
7 -	59.004 (3)	0.087	73.70	09:52:01.728
8 -	58.981 (2)	0.064	73.72	09:53:00.709
9 -	1:00.260	1.343	72.16	09:54:00.969
10 -	59.692	0.775	72.85	09:55:00.661
11 -	1:00.094	1.177	72.36	09:56:00.755
12 -	1:08.268	9.351	63.69	09:57:09.023

P20 73 Peter MALONEY				
LAP	LAP TIME	DIFF	MPH	TIME OF DAY
1 -	1:09.460	10.459	62.60	09:41:46.515
2 -	1:00.886	1.885	71.42	09:42:47.401
3 -	1:01.270	2.269	70.97	09:43:48.671
4 -	1:04.719	5.718	67.19	09:44:53.390
5 -	4:44.462 P	3:45.461	15.28	09:49:37.852
6 -	1:06.791	7.790	65.10	09:50:44.643
7 -	1:01.162	2.161	71.09	09:51:45.805
8 -	1:00.321	1.320	72.09	09:52:46.126
9 -	59.001 (1)		73.70	09:53:45.127
10 -	59.641 (2)	0.640	72.91	09:54:44.768
11 -	59.700 (3)	0.699	72.84	09:55:44.468
12 -	59.834	0.833	72.67	09:56:44.302

DIFF = Difference To Personal Best Lap

P21 81 Adrian MARIADAS				
LAP	LAP TIME	DIFF	MPH	TIME OF DAY
1 -	1:06.023	6.859	65.86	09:41:30.629
2 -	1:01.471	2.307	70.74	09:42:32.100
3 -	1:01.258	2.094	70.98	09:43:33.358
4 -	1:00.781	1.617	71.54	09:44:34.139
5 -	4:52.487 P	3:53.323	14.86	09:49:26.626
6 -	1:02.494	3.330	69.58	09:50:29.120
7 -	59.230 (2)	0.066	73.41	09:51:28.350
8 -	59.454	0.290	73.14	09:52:27.804
9 -	1:00.308	1.144	72.10	09:53:28.112
10 -	1:00.243	1.079	72.18	09:54:28.355
11 -	59.164 (1)		73.50	09:55:27.519
12 -	59.352 (3)	0.188	73.26	09:56:26.871

P22 23 Mark FIRTH				
LAP	LAP TIME	DIFF	MPH	TIME OF DAY
1 -	1:09.013	9.715	63.01	09:41:40.384
2 -	1:02.310	3.012	69.78	09:42:42.694
3 -	1:00.958	1.660	71.33	09:43:43.652
4 -	1:02.080	2.782	70.04	09:44:45.732
5 -	4:43.577 P	3:44.279	15.33	09:49:29.309
6 -	1:03.243	3.945	68.76	09:50:32.552
7 -	1:00.382	1.084	72.01	09:51:32.934
8 -	59.476 (2)	0.178	73.11	09:52:32.410
9 -	59.298 (1)		73.33	09:53:31.708
10 -	59.558 (3)	0.260	73.01	09:54:31.266
11 -	59.977	0.679	72.50	09:55:31.243
12 -	1:04.271	4.973	67.66	09:56:35.514

P23 74 Michael LEWIS				
LAP	LAP TIME	DIFF	MPH	TIME OF DAY
1 -	1:10.638	10.404	61.56	09:41:38.076
2 -	1:02.756	2.522	69.29	09:42:40.832
3 -	1:05.262	5.028	66.63	09:43:46.094
4 -	1:01.803	1.569	70.36	09:44:47.897
5 -	4:45.985 P	3:45.751	15.20	09:49:33.882
6 -	1:07.175	6.941	64.73	09:50:41.057
7 -	1:06.170	5.936	65.71	09:51:47.227
8 -	1:01.248	1.014	70.99	09:52:48.475
9 -	1:02.124	1.890	69.99	09:53:50.599
10 -	1:00.234 (1)		72.19	09:54:50.833
11 -	1:00.387 (2)	0.153	72.01	09:55:51.220
12 -	1:01.004 (3)	0.770	71.28	09:56:52.224

P24 20 Chris GRIFFITH				
LAP	LAP TIME	DIFF	MPH	TIME OF DAY
1 -	1:09.549	9.281	62.52	09:41:39.722
2 -	1:02.321	2.053	69.77	09:42:42.043
3 -	1:00.977	0.709	71.31	09:43:43.020
4 -	1:01.914	1.646	70.23	09:44:44.934
5 -	4:45.844 P	3:45.576	15.21	09:49:30.778
6 -	1:03.424	3.156	68.56	09:50:34.202
7 -	1:00.268 (1)		72.15	09:51:34.470
8 -	1:00.365 (2)	0.097	72.03	09:52:34.835
9 -	1:00.721	0.453	71.61	09:53:35.556
10 -	1:01.003	0.735	71.28	09:54:36.559
11 -	1:00.384 (3)	0.116	72.01	09:55:36.943
12 -	1:02.115	1.847	70.00	09:56:39.058

Weather / Track : Sunny / Dry

Brands Hatch Indy
Circuit Length = 1.2079 miles
Start: 09:39 Flag 09:56 End: 09:57

Caterham Academy Championship

QUALIFYING - RACE 5 - LAP ANALYSIS

DIFF = Difference To Personal Best Lap

P25 78 Ben SENGELOW				
LAP	LAP TIME	DIFF	MPH	TIME OF DAY
1 -	1:10.906	10.298	61.32	09:41:44.408
2 -	1:02.384	1.776	69.70	09:42:46.792
3 -	1:01.175 (3)	0.567	71.08	09:43:47.967
4 -	1:00.608 (1)		71.74	09:44:48.575
5 -	4:46.911 P	3:46.303	15.15	09:49:35.486
6 -	1:07.360	6.752	64.55	09:50:42.846
7 -	1:09.175	8.567	62.86	09:51:52.021
8 -	1:02.389	1.781	69.70	09:52:54.410
9 -	1:03.013	2.405	69.01	09:53:57.423
10 -	1:01.162 (2)	0.554	71.09	09:54:58.585
11 -	1:01.404	0.796	70.81	09:55:59.989
12 -	1:08.416	7.808	63.56	09:57:08.405

P26 28 Carl WEBB				
LAP	LAP TIME	DIFF	MPH	TIME OF DAY
1 -	1:09.672	8.596	62.41	09:41:38.965
2 -	1:02.285	1.209	69.81	09:42:41.250
3 -	1:01.230 (2)	0.154	71.02	09:43:42.480
4 -	1:03.057	1.981	68.96	09:44:45.537
5 -	4:47.522 P	3:46.446	15.12	09:49:33.059
6 -	1:07.404	6.328	64.51	09:50:40.463
7 -	1:02.836	1.760	69.20	09:51:43.299
8 -	1:04.368	3.292	67.55	09:52:47.667
9 -	1:03.103	2.027	68.91	09:53:50.770
10 -	1:02.901	1.825	69.13	09:54:53.671
11 -	1:01.076 (1)		71.19	09:55:54.747
12 -	1:01.993 (3)	0.917	70.14	09:56:56.740

Caterham Academy Championship

QUALIFYING - RACE 5 - STATISTICS

Competitors Started 26
Planned Start 2020-09-26 @ 09:50:00.000
Actual Start 2020-09-26 @ 09:39:58.043
Finish Time 2020-09-26 @ 09:56:17.473
Track Length 1.2079mi.
Total Laps 315
Total Distance Covered 380.5028mi.

Session Fastest Lap History

NO	NAME	LAP TIME	TIME OF DAY	LAP	VEHICLE
7	James WALKER	58.547	09:42:03.593	2	Caterham Academy
25	Domenique MANNSPERGER	57.471	09:42:05.741	2	Caterham Academy
22	Hugo BUSH	57.063	09:43:03.810	3	Caterham Academy
22	Hugo BUSH	56.719	09:44:00.597	4	Caterham Academy
22	Hugo BUSH	56.549	09:44:57.146	5	Caterham Academy
22	Hugo BUSH	56.304	09:55:32.581	12	Caterham Academy

Flag History

TYPE	TIME OF DAY
GREEN	09:39:58.043
RED	09:44:58.514
GREEN	09:49:18.052
FINISH	09:56:17.473

Flag Statistics

TYPE	COUNT	TOTAL LAPS	TOTAL TIME
Green	2	13	13:01.550
Red	1	0	4:19.537
Safety Car	0	0	0.000
FCY	0	0	0.000

Caterham Academy Championship

RACE 5 - GRID (20 minutes) - AMENDED



ROW 14		27	18 Stephen MARIADAS	
ROW 13	1:00.608	25	78 Ben SENGELOW	1:01.076 26 28 Carl WEBB
ROW 12		23	1:00.234 74 Michael LEWIS	1:00.268 24 20 Chris GRIFFITH
ROW 11	59.164	21	81 Adrian MARIADAS	59.298 22 23 Mark FIRTH
ROW 10		19	58.917 76 Stuart HATZEL	59.001 20 73 Peter MALONEY
ROW 9	58.340	17	34 Allan COSTLEY	58.698 18 88 Michael KHOO
ROW 8		15	58.099 42 Christopher BROOM	58.330 16 77 Jack WOODGATE
ROW 7	57.723	13	8 Eike SCHICK	57.830 14 3 Sam GIBBONS
ROW 6		11	57.541 69 Lindon SUGAR	57.625 12 4 Nick TIMPSON
ROW 5	57.299	9	38 Ryan LOVETT	57.373 10 70 Michael HILTON
ROW 4		7	57.224 79 Ryan MEAGER	57.230 8 15 Ian BROWN
ROW 3	57.202	5	7 James WALKER	57.215 6 36 Alex VINCENT
ROW 2		3	57.168 86 Simon SHAW	57.193 4 11 Taylor OFLANAGAN
ROW 1	56.304	1	22 Hugo BUSH	56.799 2 25 Domenique MANNSPERGER
Pole				

Car 18 allowed to start from the back of the grid.

Brands Hatch Indy
Circuit Length = 1.2079 miles

These results are provisional until the conclusion of any judicial and technical matters.

Clerk Of Course :	Steward :	Timekeeper : Nick Palmer
-------------------	-----------	--------------------------

Results can be found at www.tsl-timing.com

Printed - 11:51 Saturday, 26 September 2020



Caterham Academy Championship

RACE 5 - CLASSIFICATION - AMENDED



POS	NO	NAME	ENTRY	LAPS	TIME	GAP	DIFF	MPH	BEST	ON
1	11	Taylor OFLANAGAN	Caterham Academy	21	20:15.832			75.10	56.901	13
2	86	Simon SHAW	Caterham Academy	21	20:16.460	0.628	0.628	75.07	56.987	21
3	25	Domenique MANNSPERGER	Caterham Academy	21	20:17.081	1.249	0.621	75.03	56.677	13
4	7	James WALKER	Caterham Academy	21	20:17.562	1.730	0.481	75.00	56.890	9
5	15	Ian BROWN	Caterham Academy	21	20:26.307	10.475	8.745	74.46	57.022	13
6	22	Hugo BUSH	Caterham Academy	21	20:26.323	10.491	0.016	74.46	56.593	15
7	38	Ryan LOVETT	Caterham Academy	21	20:26.481	10.649	0.158	74.45	56.751	10
8	79	Ryan MEAGER	Caterham Academy	21	20:29.276	13.444	2.795	74.28	56.946	11
9	3	Sam GIBBONS	Caterham Academy	21	20:29.683	13.851	0.407	74.26	57.121	10
10	69	Lindon SUGAR	Caterham Academy	21	20:29.867	14.035	0.184	74.25	57.108	10
11	36	Alex VINCENT	Caterham Academy	21	20:30.237	14.405	0.370	74.23	57.276	15
12	4	Nick TIMPSON	Caterham Academy	21	20:30.521	14.689	0.284	74.21	57.204	21
13	8	Eike SCHICK	Caterham Academy	21	20:42.717	26.885	12.196	73.48	57.386	8
14	77	Jack WOODGATE	Caterham Academy	21	20:43.019	27.187	0.302	73.46	57.381	9
15	70	Michael HILTON	Caterham Academy	21	20:49.571	33.739	6.552	73.08	58.027	5
16	42	Christopher BROOM	Caterham Academy	21	20:55.234	39.402	5.663	72.75	58.258	6
17	34	Allan COSTLEY	Caterham Academy	21	21:08.656	52.824	13.422	71.98	58.574	6
18	81	Adrian MARIADAS	Caterham Academy	21	21:10.507	54.675	1.851	71.87	58.376	20
19	76	Stuart HATZEL	Caterham Academy	21	21:10.639	54.807	0.132	71.86	58.589	10
20	73	Peter MALONEY	Caterham Academy	20	20:21.324	1 Lap	1 Lap	71.21	59.398	10
21	23	Mark FIRTH	Caterham Academy	20	20:42.088	1 Lap	20.764	70.02	1:00.162	12
22	20	Chris GRIFFITH	Caterham Academy	20	20:49.249	1 Lap	7.161	69.61	1:00.411	7
23	88	Michael KHOO	Caterham Academy	20	20:50.813	1 Lap	1.564	69.53	1:00.675	2
24	28	Carl WEBB	Caterham Academy	20	20:51.123	1 Lap	0.310	69.51	1:00.816	11
25	78	Ben SENGELOW	Caterham Academy	20	20:52.646	1 Lap	1.523	69.43	1:00.428	20
26	74	Michael LEWIS	Caterham Academy	20	21:01.472	1 Lap	8.826	68.94	1:00.617	14
27	18	Stephen MARIADAS	Caterham Academy	19	21:03.315	2 Laps	1 Lap	65.40	1:03.669	7

FASTEST LAP

22	Hugo BUSH	Caterham Academy	15	56.593	76.83 mph	123.66 kph
----	-----------	------------------	----	--------	-----------	------------

Car 22 - 9.2 second penalty - Regulation Q14.4.4. refers.

Weather / Track : Cloudy / Dry

These results are provisional until the conclusion of any judicial and technical matters.

Brands Hatch Indy

Circuit Length = 1.2079 miles

Start: 15:50 Flag 16:10 End: 16:11

Clerk Of Course :	Steward :	Timekeeper : Nick Palmer
-------------------	-----------	--------------------------

Results can be found at www.tsl-timing.com

Printed - 18:07 Saturday, 26 September 2020



Caterham Academy Championship

RACE 5 - LAP CHART

LAP 1 @ 15:51:25.879			LAP 2 @ 15:52:24.198			LAP 3 @ 15:53:22.048			LAP 4 @ 15:54:19.956			LAP 5 @ 15:55:17.457		
NO	BEHIND	LAP TIME	NO	BEHIND	LAP TIME	NO	BEHIND	LAP TIME	NO	BEHIND	LAP TIME	NO	BEHIND	LAP TIME
86		1:04.775	86		58.319	86		57.850	86		57.908	86		57.501
22	0.156	1:04.931	22	0.276	58.439	22	0.528	58.102	22	0.552	57.932	11	0.192	56.972
11	0.337	1:05.112	11	0.551	58.533	11	0.705	58.004	11	0.721	57.924	22	0.430	57.379
15	0.810	1:05.585	15	0.846	58.355	15	1.319	58.323	15	1.156	57.745	15	0.710	57.055
79	2.032	1:06.807	7	1.224	57.329	7	1.585	58.211	7	1.810	58.133	7	1.510	57.201
7	2.214	1:06.989	79	2.046	58.333	79	2.340	58.144	79	2.046	57.614	79	2.512	57.967
69	2.816	1:07.591	69	2.913	58.416	3	3.247	58.009	3	3.063	57.724	3	3.184	57.622
3	3.152	1:07.927	3	3.088	58.255	69	3.665	58.602	69	3.803	58.046	69	3.756	57.454
38	3.587	1:08.362	38	3.324	58.056	38	3.974	58.500	38	3.986	57.920	38	4.035	57.550
70	3.876	1:08.651	70	3.930	58.373	70	4.301	58.221	70	4.676	58.283	25	5.007	56.915
4	5.127	1:09.902	4	5.159	58.351	36	6.206	58.712	25	5.593	57.108	70	5.202	58.027
36	5.273	1:10.048	36	5.344	58.390	4	6.275	58.966	36	5.957	57.659	36	6.189	57.733
42	5.940	1:10.715	77	6.833	59.062	25	6.393	57.212	4	7.306	58.939	4	7.879	58.074
77	6.090	1:10.865	25	7.031	58.228	77	7.396	58.413	77	7.788	58.300	77	8.353	58.066
8	6.404	1:11.179	8	8.413	1:00.328	8	8.941	58.378	8	9.102	58.069	8	9.573	57.972
34	6.938	1:11.713	42	9.502	1:01.881	42	10.736	59.084	42	11.693	58.865	42	12.704	58.512
25	7.122	1:11.897	34	9.768	1:01.149	34	11.387	59.469	34	12.260	58.781	34	13.795	59.036
88	8.663	1:13.438	88	11.019	1:00.675	81	15.275	1:01.812	81	17.285	59.918	81	19.614	59.830
81	8.815	1:13.590	81	11.313	1:00.817	88	15.468	1:02.299	73	19.415	1:01.473	73	22.288	1:00.374
74	9.456	1:14.231	73	12.843	1:00.773	73	15.850	1:00.857	76	19.467	1:01.383	76	22.610	1:00.644
73	10.389	1:15.164	23	13.991	1:01.328	76	15.992	59.639	88	21.595	1:04.035	88	26.201	1:02.107
23	10.982	1:15.757	76	14.203	1:01.082	23	16.754	1:00.613	23	21.956	1:03.110	23	26.531	1:02.076
20	11.298	1:16.073	28	16.043	1:02.008	28	19.795	1:01.602	28	23.250	1:01.363	28	26.976	1:01.227
76	11.440	1:16.215	78	17.473	1:02.397	78	21.323	1:01.700	78	25.001	1:01.586	78	28.936	1:01.436
28	12.354	1:17.129	20	17.909	1:04.930	20	22.372	1:02.313	20	26.318	1:01.854	20	30.215	1:01.398
78	13.395	1:18.170	18	22.247	1:05.126	74	28.367	1:02.826	74	32.437	1:01.978	74	35.949	1:01.013
18	15.440	1:20.215	74	23.391	1:12.254	18	28.529	1:04.132	18	36.044	1:05.423	18	42.729	1:04.186

Weather / Track : Cloudy / Dry

Brands Hatch Indy
 Circuit Length = 1.2079 miles
 Start: 15:50 Flag 16:10 End: 16:11

Caterham Academy Championship

RACE 5 - LAP CHART

LAP 6 @ 15:56:15.285			LAP 7 @ 15:57:13.121			LAP 8 @ 15:58:10.245			LAP 9 @ 15:59:07.556			LAP 10 @ 16:00:04.864		
NO	BEHIND	LAP TIME	NO	BEHIND	LAP TIME	NO	BEHIND	LAP TIME	NO	BEHIND	LAP TIME	NO	BEHIND	LAP TIME
11		57.636	11		57.836	11		57.124	11		57.311	11		57.308
86	0.102	57.930	86	0.473	58.207	86	0.594	57.245	86	0.345	57.062	86	0.385	57.348
22	0.206	57.604	15	0.517	58.004	15	0.725	57.332	15	0.491	57.077	15	0.572	57.389
15	0.349	57.467	7	1.016	58.047	7	1.147	57.255	7	0.726	56.890	22	1.030	57.230
7	0.805	57.123	22	1.148	58.778	22	1.272	57.248	22	1.108	57.147	7	1.363	57.945
79	2.122	57.438	79	1.901	57.615	79	2.051	57.274	79	2.188	57.448	79	2.158	57.278
3	2.969	57.613	3	2.412	57.279	25	3.313	57.372	25	3.985	57.983	25	3.701	57.024
69	3.424	57.496	69	2.916	57.328	3	3.448	58.160	3	4.399	58.262	3	4.212	57.121
25	4.077	56.898	25	3.065	56.824	69	3.631	57.839	69	4.695	58.375	69	4.495	57.108
38	4.215	58.008	38	3.968	57.589	38	3.915	57.071	38	5.505	58.901	38	4.948	56.751
70	5.426	58.052	70	5.706	58.116	70	6.850	58.268	36	8.152	58.410	36	8.246	57.402
36	5.814	57.453	36	6.011	58.033	36	7.053	58.166	4	8.463	57.958	4	8.764	57.609
4	7.987	57.936	4	7.677	57.526	4	7.816	57.263	77	8.647	57.381	77	10.274	58.935
77	8.489	57.964	77	8.278	57.625	77	8.577	57.423	70	8.655	59.116	8	12.410	59.474
8	9.148	57.403	8	9.168	57.856	8	9.430	57.386	18	1 Lap	1:08.786	70	17.385	1:06.038
42	13.134	58.258	42	13.819	58.521	42	15.330	58.635	8	10.244	58.125	42	18.171	58.698
34	14.541	58.574	34	16.661	59.956	34	19.252	59.715	42	16.781	58.762	18	1 Lap	1:06.902
81	21.964	1:00.178	81	23.817	59.689	81	26.680	59.987	34	21.390	59.449	34	24.123	1:00.041
73	23.977	59.517	73	25.742	59.601	73	28.114	59.496	81	28.656	59.287	81	30.811	59.463
76	24.044	59.262	76	25.873	59.665	76	28.670	59.921	73	30.276	59.473	73	32.366	59.398
88	29.715	1:01.342	88	32.692	1:00.813	23	37.006	1:01.119	76	31.469	1:00.110	76	32.750	58.589
23	30.142	1:01.439	23	33.011	1:00.705	88	37.170	1:01.602	23	40.258	1:00.563	23	43.254	1:00.304
28	30.757	1:01.609	28	33.812	1:00.891	28	37.613	1:00.925	88	41.534	1:01.675	88	45.262	1:01.036
78	31.712	1:00.604	78	34.739	1:00.863	78	38.622	1:01.007	28	42.078	1:01.776	28	45.731	1:00.961
20	33.359	1:00.972	20	35.934	1:00.411	20	39.304	1:00.494	78	42.877	1:01.566	78	46.413	1:00.844
74	39.276	1:01.155	74	42.785	1:01.345	74	46.830	1:01.169	20	43.137	1:01.144	20	46.726	1:00.897
18	48.774	1:03.873	18	54.607	1:03.669				74	50.778	1:01.259	74	54.262	1:00.792

Weather / Track : Cloudy / Dry

Brands Hatch Indy
 Circuit Length = 1.2079 miles
 Start: 15:50 Flag 16:10 End: 16:11

Caterham Academy Championship

RACE 5 - LAP CHART

LAP 11 @ 16:01:02.487			LAP 12 @ 16:01:59.708			LAP 13 @ 16:02:56.609			LAP 14 @ 16:03:54.035			LAP 15 @ 16:04:51.241		
NO	BEHIND	LAP TIME	NO	BEHIND	LAP TIME	NO	BEHIND	LAP TIME	NO	BEHIND	LAP TIME	NO	BEHIND	LAP TIME
11		57.623	11		57.221	11		56.901	11		57.426	11		57.206
86	0.130	57.368	86	0.242	57.333	86	0.395	57.054	86	0.251	57.282	86	0.155	57.110
15	0.356	57.407	15	0.427	57.292	15	0.548	57.022	15	0.419	57.297	15	0.283	57.070
22	0.696	57.289	7	0.973	57.066	7	1.090	57.018	7	1.058	57.394	22	0.622	56.593
7	1.128	57.388	22	0.987	57.512	22	1.337	57.251	22	1.235	57.324	7	1.431	57.579
79	1.481	56.946	79	1.424	57.164	79	1.876	57.353	28	1 Lap	1:02.850	25	1.704	57.058
25	2.780	56.702	25	2.458	56.899	25	2.234	56.677	25	1.852	57.044	23	1 Lap	1:03.093
3	4.467	57.878	74	1 Lap	1:03.378	69	6.342	58.083	88	1 Lap	1:03.966	28	1 Lap	1:02.078
69	4.716	57.844	69	5.160	57.665	3	6.930	58.459	78	1 Lap	1:04.117	88	1 Lap	1:01.073
38	4.939	57.614	3	5.372	58.126	38	6.943	58.325	20	1 Lap	1:04.035	38	7.271	57.917
36	8.376	57.753	38	5.519	57.801	74	1 Lap	1:03.342	69	6.509	57.593	69	7.588	58.285
4	8.568	57.427	36	9.420	58.265	36	10.033	57.514	38	6.560	57.043	3	8.383	58.494
77	10.667	58.016	4	9.648	58.301	4	10.594	57.847	3	7.095	57.591	20	1 Lap	1:02.128
8	12.882	58.095	77	11.612	58.166	77	13.365	58.654	79	9.350	1:04.900	78	1 Lap	1:02.889
70	18.359	58.597	8	14.257	58.596	8	15.752	58.396	36	10.476	57.869	79	9.655	57.511
42	19.479	58.931	70	20.257	59.119	70	22.315	58.959	4	11.331	58.163	36	10.546	57.276
18	1 Lap	1:04.474	42	20.876	58.618	42	22.836	58.861	74	1 Lap	1:04.802	4	11.706	57.581
34	25.868	59.368	34	28.815	1:00.168	34	31.565	59.651	77	16.667	1:00.728	77	17.796	58.335
81	32.847	59.659	18	1 Lap	1:04.625	81	39.124	1:00.966	8	17.110	58.784	8	18.367	58.463
76	34.706	59.579	81	35.059	59.433	76	39.313	59.720	70	23.317	58.428	74	1 Lap	1:00.617
73	35.190	1:00.447	76	36.494	59.009	73	40.139	59.660	42	24.071	58.661	70	24.771	58.660
23	46.369	1:00.738	73	37.380	59.411	18	1 Lap	1:04.759	34	33.135	58.996	42	25.495	58.630
88	48.643	1:01.004	23	49.310	1:00.162	23	54.014	1:01.605	76	41.935	1:00.048	34	35.451	59.522
28	48.924	1:00.816	28	52.839	1:01.136				81	42.219	1:00.521	76	43.876	59.147
78	49.727	1:00.937	88	53.385	1:01.963				73	43.340	1:00.627	81	44.056	59.043
20	50.047	1:00.944	78	53.830	1:01.324				18	1 Lap	1:03.949	73	45.717	59.583
			20	54.083	1:01.257							18	1 Lap	1:05.736

Weather / Track : Cloudy / Dry

Brands Hatch Indy
Circuit Length = 1.2079 miles
Start: 15:50 Flag 16:10 End: 16:11

Caterham Academy Championship

RACE 5 - LAP CHART

LAP 16 @ 16:05:48.729			LAP 17 @ 16:06:46.718			LAP 18 @ 16:07:45.060			LAP 19 @ 16:08:42.416			LAP 20 @ 16:09:39.717		
NO	BEHIND	LAP TIME	NO	BEHIND	LAP TIME	NO	BEHIND	LAP TIME	NO	BEHIND	LAP TIME	NO	BEHIND	LAP TIME
11		57.488	11		57.989	11		58.342	11		57.356	11		57.301
86	0.203	57.536	86	0.132	57.918	86	0.298	58.508	86	0.371	57.429	86	0.860	57.790
15	0.440	57.645	15	0.438	57.987	22	0.597	58.253	22	0.546	57.305	25	1.304	57.449
22	0.640	57.506	22	0.686	58.035	7	1.354	58.260	25	1.156	57.001	22	1.469	58.224
7	1.417	57.474	25	1.044	57.577	25	1.511	58.809	7	1.447	57.449	7	1.896	57.750
25	1.456	57.240	7	1.436	58.008	15	9.204	1:07.108	15	9.785	57.937	73	1 Lap	1:04.572
23	1 Lap	1:01.818	18	2 Laps	1:07.780	38	9.421	59.162	38	10.117	58.052	15	10.012	57.528
38	7.879	58.096	38	8.601	58.711	69	11.030	59.093	69	11.491	57.817	38	10.194	57.378
69	9.370	59.270	23	1 Lap	1:01.172	3	11.243	59.011	3	11.678	57.791	3	12.613	58.236
3	9.508	58.613	69	10.279	58.898	79	12.283	59.151	79	12.099	57.172	79	12.785	57.987
79	12.190	1:00.023	3	10.574	59.055	36	12.837	58.787	36	12.991	57.510	69	13.214	59.024
36	12.603	59.545	79	11.474	57.273	4	13.501	59.249	4	14.128	57.983	36	13.361	57.671
4	12.964	58.746	36	12.392	57.778	23	1 Lap	1:04.326	23	1 Lap	1:00.725	4	14.704	57.877
28	1 Lap	1:04.612	4	12.594	57.619	18	2 Laps	1:09.710	77	24.416	59.567	23	1 Lap	1:00.543
88	1 Lap	1:04.896	28	1 Lap	1:02.658	28	1 Lap	1:01.625	8	24.578	1:00.005	8	25.834	58.557
20	1 Lap	1:03.104	20	1 Lap	1:02.059	20	1 Lap	1:01.480	20	1 Lap	1:01.988	77	25.965	58.850
78	1 Lap	1:03.590	88	1 Lap	1:02.297	8	21.929	59.566	88	1 Lap	1:01.687	20	1 Lap	1:00.436
77	19.474	59.166	78	1 Lap	1:01.919	77	22.205	59.656	28	1 Lap	1:03.355	88	1 Lap	1:00.961
8	19.645	58.766	8	20.705	59.049	88	1 Lap	1:02.144	78	1 Lap	1:03.753	70	31.479	58.462
74	1 Lap	1:01.369	77	20.891	59.406	78	1 Lap	1:02.670	18	2 Laps	1:08.160	28	1 Lap	1:01.648
70	26.461	59.178	70	27.520	59.048	70	28.866	59.688	70	30.318	58.808	78	1 Lap	1:00.846
42	27.724	59.717	74	1 Lap	1:01.917	42	31.039	59.999	42	33.554	59.871	42	36.571	1:00.318
34	38.842	1:00.879	42	29.382	59.647	74	1 Lap	1:04.105	74	1 Lap	1:01.439	18	2 Laps	1:06.390
81	45.903	59.335	34	42.801	1:01.948	34	45.087	1:00.628	34	48.370	1:00.639	74	1 Lap	1:00.792
76	46.652	1:00.264	81	48.281	1:00.367	81	49.512	59.573	76	51.548	59.256	34	50.330	59.261
73	47.811	59.582	76	48.825	1:00.162	76	49.648	59.165	81	51.729	59.573	81	52.804	58.376
			73	50.320	1:00.498	73	52.337	1:00.359				76	53.276	59.029

Weather / Track : Cloudy / Dry

Brands Hatch Indy
Circuit Length = 1.2079 miles
Start: 15:50 Flag 16:10 End: 16:11

Caterham Academy Championship

RACE 5 - LAP CHART

LAP 21 @ 16:10:36.936

NO	BEHIND	LAP TIME
11		57.219
86	0.628	56.987
25	1.249	57.164
22	1.291	57.041
7	1.730	57.053
73	1 Lap	1:00.459
15	10.475	57.682
38	10.649	57.674
79	13.444	57.878
3	13.851	58.457
69	14.035	58.040
36	14.405	58.263
4	14.689	57.204
23	1 Lap	1:00.892
8	26.885	58.270
77	27.187	58.441
20	1 Lap	1:01.332
70	33.739	59.479
88	1 Lap	1:01.800
28	1 Lap	1:00.854
78	1 Lap	1:00.428
42	39.402	1:00.050
74	1 Lap	1:01.689
18	2 Laps	1:05.420
34	52.824	59.713
81	54.675	59.090
76	54.807	58.750

Weather / Track : Cloudy / Dry

Results can be found at www.tsl-timing.com

Page 5 of 5

Brands Hatch Indy
Circuit Length = 1.2079 miles
Start: 15:50 Flag 16:10 End: 16:11

Printed - 16:12 Saturday, 26 September 2020

Caterham Academy Championship

RACE 5 - POSITION CHART

No	Name	Lap																					
		Pos	1	2	3	4	5	6	7	8	9	10	11	12	13	14	15	16	17	18	19	20	21
22	BUSH	1	86	86	86	86	86	11	11	11	11	11	11	11	11	11	11	11	11	11	11	11	11
25	MANNSPERGER	2	22	22	22	22	11	86	86	86	86	86	86	86	86	86	86	86	86	86	86	86	86
86	SHAW	3	11	11	11	11	22	22	15	15	15	15	15	15	15	15	15	15	15	22	22	25	25
11	OFLANAGAN	4	15	15	15	15	15	15	7	7	7	22	22	7	7	7	22	22	22	7	25	22	22
7	WALKER	5	79	7	7	7	7	7	22	22	22	7	7	22	22	22	7	7	25	25	7	7	7
36	VINCENT	6	7	79	79	79	79	79	79	79	79	79	79	79	79	25	25	25	7	15	15	15	15
79	MEAGER	7	69	69	3	3	3	3	3	25	25	25	25	25	25	69	38	38	38	38	38	38	38
15	BROWN	8	3	3	69	69	69	69	69	3	3	3	3	69	69	38	69	69	69	69	69	3	79
38	LOVETT	9	38	38	38	38	38	25	25	69	69	69	69	3	3	3	3	3	3	3	3	79	3
70	HILTON	10	70	70	70	70	25	38	38	38	38	38	38	38	38	79	79	79	79	79	79	69	69
69	SUGAR	11	4	4	36	25	70	70	70	70	36	36	36	36	36	36	36	36	36	36	36	36	36
4	TIMPSON	12	36	36	4	36	36	36	36	36	4	4	4	4	4	4	4	4	4	4	4	4	4
8	SCHICK	13	42	77	25	4	4	4	4	4	77	77	77	77	77	77	77	77	8	8	77	8	8
3	GIBBONS	14	77	25	77	77	77	77	77	77	70	8	8	8	8	8	8	8	77	77	8	77	77
42	BROOM	15	8	8	8	8	8	8	8	8	8	8	8	70	70	70	70	70	70	70	70	70	70
77	WOODGATE	16	34	42	42	42	42	42	42	42	42	42	42	42	42	42	42	42	42	42	42	42	42
34	COSTLEY	17	25	34	34	34	34	34	34	34	34	34	34	34	34	34	34	34	34	34	34	34	34
88	KHOO	18	88	88	81	81	81	81	81	81	81	81	81	81	81	76	76	81	81	81	76	81	81
76	HATZEL	19	81	81	88	73	73	73	73	73	73	73	73	76	76	76	81	81	76	76	81	76	76
73	MALONEY	20	74	73	73	76	76	76	76	76	76	76	73	73	73	73	73	73	73	73	73	73	73
81	MARIADAS	21	73	23	76	88	88	88	88	23	23	23	23	23	23	23	23	23	23	23	23	23	23
23	FIRTH	22	23	76	23	23	23	23	23	88	88	88	88	28	28	28	28	28	28	20	20	20	20
74	LEWIS	23	20	28	28	28	28	28	28	28	28	28	28	28	88	88	88	88	20	20	88	88	88
20	GRIFFITH	24	76	78	78	78	78	78	78	78	78	78	78	78	78	20	20	88	88	28	28	28	28
78	SENGELOW	25	28	20	20	20	20	20	20	20	20	20	20	20	20	78	78	78	78	78	78	78	78
28	WEBB	26	78	18	74	74	74	74	74	74	74	74	74	74	74	74	74	74	74	74	74	74	74
18	MARIADAS	27	18	74	18	18	18	18	18	18	18	18	18	18	18	18	18	18	18	18	18	18	18

Weather / Track : Cloudy / Dry

Brands Hatch Indy
 Circuit Length = 1.2079 miles
 Start: 15:50 Flag 16:10 End: 16:11

Results can be found at www.tsl-timing.com

Printed - 16:13 Saturday, 26 September 2020

Caterham Academy Championship

RACE 5 - LAP ANALYSIS

DIFF = Difference To Personal Best Lap

P1 11 Taylor OFLANAGAN				
LAP	LAP TIME	DIFF	MPH	TIME OF DAY
1 -	1:05.112	8.211	66.78	15:51:26.216
2 -	58.533	1.632	74.29	15:52:24.749
3 -	58.004	1.103	74.97	15:53:22.753
4 -	57.924	1.023	75.07	15:54:20.677
5 -	56.972 (2)	0.071	76.32	15:55:17.649
6 -	57.636	0.735	75.44	15:56:15.285
7 -	57.836	0.935	75.18	15:57:13.121
8 -	57.124 (3)	0.223	76.12	15:58:10.245
9 -	57.311	0.410	75.87	15:59:07.556
10 -	57.308	0.407	75.88	16:00:04.864
11 -	57.623	0.722	75.46	16:01:02.487
12 -	57.221	0.320	75.99	16:01:59.708
13 -	56.901 (1)		76.42	16:02:56.609
14 -	57.426	0.525	75.72	16:03:54.035
15 -	57.206	0.305	76.01	16:04:51.241
16 -	57.488	0.587	75.64	16:05:48.729
17 -	57.989	1.088	74.99	16:06:46.718
18 -	58.342	1.441	74.53	16:07:45.060
19 -	57.356	0.455	75.81	16:08:42.416
20 -	57.301	0.400	75.89	16:09:39.717
21 -	57.219	0.318	75.99	16:10:36.936

P2 86 Simon SHAW				
LAP	LAP TIME	DIFF	MPH	TIME OF DAY
1 -	1:04.775	7.788	67.13	15:51:25.879
2 -	58.319	1.332	74.56	15:52:24.198
3 -	57.850	0.863	75.17	15:53:22.048
4 -	57.908	0.921	75.09	15:54:19.956
5 -	57.501	0.514	75.62	15:55:17.457
6 -	57.930	0.943	75.06	15:56:15.387
7 -	58.207	1.220	74.70	15:57:13.594
8 -	57.245	0.258	75.96	15:58:10.839
9 -	57.062 (3)	0.075	76.20	15:59:07.901
10 -	57.348	0.361	75.82	16:00:05.249
11 -	57.368	0.381	75.80	16:01:02.617
12 -	57.333	0.346	75.84	16:01:59.950
13 -	57.054 (2)	0.067	76.21	16:02:57.004
14 -	57.282	0.295	75.91	16:03:54.286
15 -	57.110	0.123	76.14	16:04:51.396
16 -	57.536	0.549	75.58	16:05:48.932
17 -	57.918	0.931	75.08	16:06:46.850
18 -	58.508	1.521	74.32	16:07:45.358
19 -	57.429	0.442	75.72	16:08:42.787
20 -	57.790	0.803	75.24	16:09:40.577
21 -	56.987 (1)		76.30	16:10:37.564

P3 25 Dominique MANNSPERGER				
LAP	LAP TIME	DIFF	MPH	TIME OF DAY
1 -	1:11.897	15.220	60.48	15:51:33.001
2 -	58.228	1.551	74.68	15:52:31.229
3 -	57.212	0.535	76.00	15:53:28.441
4 -	57.108	0.431	76.14	15:54:25.549
5 -	56.915	0.238	76.40	15:55:22.464
6 -	56.898	0.221	76.42	15:56:19.362
7 -	56.824 (3)	0.147	76.52	15:57:16.186
8 -	57.372	0.695	75.79	15:58:13.558
9 -	57.983	1.306	74.99	15:59:11.541
10 -	57.024	0.347	76.25	16:00:08.565
11 -	56.702 (2)	0.025	76.69	16:01:05.267
12 -	56.899	0.222	76.42	16:02:02.166

DIFF = Difference To Personal Best Lap

13 -	56.677 (1)		76.72	16:02:58.843
14 -	57.044	0.367	76.23	16:03:55.887
15 -	57.058	0.381	76.21	16:04:52.945
16 -	57.240	0.563	75.97	16:05:50.185
17 -	57.577	0.900	75.52	16:06:47.762
18 -	58.809	2.132	73.94	16:07:46.571
19 -	57.001	0.324	76.28	16:08:43.572
20 -	57.449	0.772	75.69	16:09:41.021
21 -	57.164	0.487	76.07	16:10:38.185

P4 22 Hugo BUSH				
LAP	LAP TIME	DIFF	MPH	TIME OF DAY
1 -	1:04.931	8.338	66.97	15:51:26.035
2 -	58.439	1.846	74.41	15:52:24.474
3 -	58.102	1.509	74.84	15:53:22.576
4 -	57.932	1.339	75.06	15:54:20.508
5 -	57.379	0.786	75.78	15:55:17.887
6 -	57.604	1.011	75.49	15:56:15.491
7 -	58.778	2.185	73.98	15:57:14.269
8 -	57.248	0.655	75.96	15:58:11.517
9 -	57.147 (3)	0.554	76.09	15:59:08.664
10 -	57.230	0.637	75.98	16:00:05.894
11 -	57.289	0.696	75.90	16:01:03.183
12 -	57.512	0.919	75.61	16:02:00.695
13 -	57.251	0.658	75.95	16:02:57.946
14 -	57.324	0.731	75.86	16:03:55.270
15 -	56.593 (1)		76.83	16:04:51.863
16 -	57.506	0.913	75.62	16:05:49.369
17 -	58.035	1.442	74.93	16:06:47.404
18 -	58.253	1.660	74.65	16:07:45.657
19 -	57.305	0.712	75.88	16:08:42.962
20 -	58.224	1.631	74.68	16:09:41.186
21 -	57.041 (2)	0.448	76.23	16:10:38.227

P5 7 James WALKER				
LAP	LAP TIME	DIFF	MPH	TIME OF DAY
1 -	1:06.989	10.099	64.91	15:51:28.093
2 -	57.329	0.439	75.85	15:52:25.422
3 -	58.211	1.321	74.70	15:53:23.633
4 -	58.133	1.243	74.80	15:54:21.766
5 -	57.201	0.311	76.02	15:55:18.967
6 -	57.123	0.233	76.12	15:56:16.090
7 -	58.047	1.157	74.91	15:57:14.137
8 -	57.255	0.365	75.95	15:58:11.392
9 -	56.890 (1)		76.43	15:59:08.282
10 -	57.945	1.055	75.04	16:00:06.227
11 -	57.388	0.498	75.77	16:01:03.615
12 -	57.066	0.176	76.20	16:02:00.681
13 -	57.018 (2)	0.128	76.26	16:02:57.699
14 -	57.394	0.504	75.76	16:03:55.093
15 -	57.579	0.689	75.52	16:04:52.672
16 -	57.474	0.584	75.66	16:05:50.146
17 -	58.008	1.118	74.96	16:06:48.154
18 -	58.260	1.370	74.64	16:07:46.414
19 -	57.449	0.559	75.69	16:08:43.863
20 -	57.750	0.860	75.30	16:09:41.613
21 -	57.053 (3)	0.163	76.22	16:10:38.666

P6 15 Ian BROWN				
LAP	LAP TIME	DIFF	MPH	TIME OF DAY
1 -	1:05.585	8.563	66.30	15:51:26.689
2 -	58.355	1.333	74.51	15:52:25.044

Weather / Track : Cloudy / Dry

Brands Hatch Indy
Circuit Length = 1.2079 miles
Start: 15:50 Flag 16:10 End: 16:11

Caterham Academy Championship

RACE 5 - LAP ANALYSIS

DIFF = Difference To Personal Best Lap

3 -	58.323	1.301	74.56	15:53:23.367
4 -	57.745	0.723	75.30	15:54:21.112
5 -	57.055 (2)	0.033	76.21	15:55:18.167
6 -	57.467	0.445	75.67	15:56:15.634
7 -	58.004	0.982	74.97	15:57:13.638
8 -	57.332	0.310	75.84	15:58:10.970
9 -	57.077	0.055	76.18	15:59:08.047
10 -	57.389	0.367	75.77	16:00:05.436
11 -	57.407	0.385	75.75	16:01:02.843
12 -	57.292	0.270	75.90	16:02:00.135
13 -	57.022 (1)		76.26	16:02:57.157
14 -	57.297	0.275	75.89	16:03:54.454
15 -	57.070 (3)	0.048	76.19	16:04:51.524
16 -	57.645	0.623	75.43	16:05:49.169
17 -	57.987	0.965	74.99	16:06:47.156
18 -	1:07.108	10.086	64.80	16:07:54.264
19 -	57.937	0.915	75.05	16:08:52.201
20 -	57.528	0.506	75.59	16:09:49.729
21 -	57.682	0.660	75.38	16:10:47.411

P7 38 Ryan LOVETT

LAP	LAP TIME	DIFF	MPH	TIME OF DAY
1 -	1:08.362	11.611	63.61	15:51:29.466
2 -	58.056	1.305	74.90	15:52:27.522
3 -	58.500	1.749	74.33	15:53:26.022
4 -	57.920	1.169	75.07	15:54:23.942
5 -	57.550	0.799	75.56	15:55:21.492
6 -	58.008	1.257	74.96	15:56:19.500
7 -	57.589	0.838	75.51	15:57:17.089
8 -	57.071 (3)	0.320	76.19	15:58:14.160
9 -	58.901	2.150	73.82	15:59:13.061
10 -	56.751 (1)		76.62	16:00:09.812
11 -	57.614	0.863	75.47	16:01:07.426
12 -	57.801	1.050	75.23	16:02:05.227
13 -	58.325	1.574	74.55	16:03:03.552
14 -	57.043 (2)	0.292	76.23	16:04:00.595
15 -	57.917	1.166	75.08	16:04:58.512
16 -	58.096	1.345	74.85	16:05:56.608
17 -	58.711	1.960	74.06	16:06:55.319
18 -	59.162	2.411	73.50	16:07:54.481
19 -	58.052	1.301	74.90	16:08:52.533
20 -	57.378	0.627	75.78	16:09:49.911
21 -	57.674	0.923	75.39	16:10:47.585

P8 79 Ryan MEAGER

LAP	LAP TIME	DIFF	MPH	TIME OF DAY
1 -	1:06.807	9.861	65.09	15:51:27.911
2 -	58.333	1.387	74.54	15:52:26.244
3 -	58.144	1.198	74.79	15:53:24.388
4 -	57.614	0.668	75.47	15:54:22.002
5 -	57.967	1.021	75.01	15:55:19.969
6 -	57.438	0.492	75.70	15:56:17.407
7 -	57.615	0.669	75.47	15:57:15.022
8 -	57.274	0.328	75.92	15:58:12.296
9 -	57.448	0.502	75.69	15:59:09.744
10 -	57.278	0.332	75.92	16:00:07.022
11 -	56.946 (1)		76.36	16:01:03.968
12 -	57.164 (2)	0.218	76.07	16:02:01.132
13 -	57.353	0.407	75.82	16:02:58.485
14 -	1:04.900	7.954	67.00	16:04:03.385
15 -	57.511	0.565	75.61	16:05:00.896
16 -	1:00.023	3.077	72.44	16:06:00.919
17 -	57.273	0.327	75.92	16:06:58.192

DIFF = Difference To Personal Best Lap

18 -	59.151	2.205	73.51	16:07:57.343
19 -	57.172 (3)	0.226	76.06	16:08:54.515
20 -	57.987	1.041	74.99	16:09:52.502
21 -	57.878	0.932	75.13	16:10:50.380

P9 3 Sam GIBBONS

LAP	LAP TIME	DIFF	MPH	TIME OF DAY
1 -	1:07.927	10.806	64.01	15:51:29.031
2 -	58.255	1.134	74.64	15:52:27.286
3 -	58.009	0.888	74.96	15:53:25.295
4 -	57.724	0.603	75.33	15:54:23.019
5 -	57.622	0.501	75.46	15:55:20.641
6 -	57.613	0.492	75.47	15:56:18.254
7 -	57.279 (2)	0.158	75.91	15:57:15.533
8 -	58.160	1.039	74.76	15:58:13.693
9 -	58.262	1.141	74.63	15:59:11.955
10 -	57.121 (1)		76.12	16:00:09.076
11 -	57.878	0.757	75.13	16:01:06.954
12 -	58.126	1.005	74.81	16:02:05.080
13 -	58.459	1.338	74.38	16:03:03.539
14 -	57.591 (3)	0.470	75.50	16:04:01.130
15 -	58.494	1.373	74.34	16:04:59.624
16 -	58.613	1.492	74.19	16:05:58.237
17 -	59.055	1.934	73.63	16:06:57.292
18 -	59.011	1.890	73.69	16:07:56.303
19 -	57.791	0.670	75.24	16:08:54.094
20 -	58.236	1.115	74.67	16:09:52.330
21 -	58.457	1.336	74.38	16:10:50.787

P10 69 Lindon SUGAR

LAP	LAP TIME	DIFF	MPH	TIME OF DAY
1 -	1:07.591	10.483	64.33	15:51:28.695
2 -	58.416	1.308	74.44	15:52:27.111
3 -	58.602	1.494	74.20	15:53:25.713
4 -	58.046	0.938	74.91	15:54:23.759
5 -	57.454 (3)	0.346	75.68	15:55:21.213
6 -	57.496	0.388	75.63	15:56:18.709
7 -	57.328 (2)	0.220	75.85	15:57:16.037
8 -	57.839	0.731	75.18	15:58:13.876
9 -	58.375	1.267	74.49	15:59:12.251
10 -	57.108 (1)		76.14	16:00:09.359
11 -	57.844	0.736	75.17	16:01:07.203
12 -	57.665	0.557	75.41	16:02:04.868
13 -	58.083	0.975	74.86	16:03:02.951
14 -	57.593	0.485	75.50	16:04:00.544
15 -	58.285	1.177	74.60	16:04:58.829
16 -	59.270	2.162	73.36	16:05:58.099
17 -	58.898	1.790	73.83	16:06:56.997
18 -	59.093	1.985	73.58	16:07:56.090
19 -	57.817	0.709	75.21	16:08:53.907
20 -	59.024	1.916	73.67	16:09:52.931
21 -	58.040	0.932	74.92	16:10:50.971

P11 36 Alex VINCENT

LAP	LAP TIME	DIFF	MPH	TIME OF DAY
1 -	1:10.048	12.772	62.07	15:51:31.152
2 -	58.390	1.114	74.47	15:52:29.542
3 -	58.712	1.436	74.06	15:53:28.254
4 -	57.659	0.383	75.41	15:54:25.913
5 -	57.733	0.457	75.32	15:55:23.646
6 -	57.453 (3)	0.177	75.68	15:56:21.099
7 -	58.033	0.757	74.93	15:57:19.132

Brands Hatch Indy

Circuit Length = 1.2079 miles

Start: 15:50 Flag 16:10 End: 16:11

Weather / Track : Cloudy / Dry

Caterham Academy Championship

RACE 5 - LAP ANALYSIS

DIFF = Difference To Personal Best Lap

8 -	58.166	0.890	74.76	15:58:17.298
9 -	58.410	1.134	74.44	15:59:15.708
10 -	57.402 (2)	0.126	75.75	16:00:13.110
11 -	57.753	0.477	75.29	16:01:10.863
12 -	58.265	0.989	74.63	16:02:09.128
13 -	57.514	0.238	75.60	16:03:06.642
14 -	57.869	0.593	75.14	16:04:04.511
15 -	57.276 (1)		75.92	16:05:01.787
16 -	59.545	2.269	73.03	16:06:01.332
17 -	57.778	0.502	75.26	16:06:59.110
18 -	58.787	1.511	73.97	16:07:57.897
19 -	57.510	0.234	75.61	16:08:55.407
20 -	57.671	0.395	75.40	16:09:53.078
21 -	58.263	0.987	74.63	16:10:51.341

P12 4 Nick TIMPSON

LAP	LAP TIME	DIFF	MPH	TIME OF DAY
1 -	1:09.902	12.698	62.20	15:51:31.006
2 -	58.351	1.147	74.52	15:52:29.357
3 -	58.966	1.762	73.74	15:53:28.323
4 -	58.939	1.735	73.78	15:54:27.262
5 -	58.074	0.870	74.88	15:55:25.336
6 -	57.936	0.732	75.05	15:56:23.272
7 -	57.526	0.322	75.59	15:57:20.798
8 -	57.263 (2)	0.059	75.94	15:58:18.061
9 -	57.958	0.754	75.03	15:59:16.019
10 -	57.609	0.405	75.48	16:00:13.628
11 -	57.427 (3)	0.223	75.72	16:01:11.055
12 -	58.301	1.097	74.58	16:02:09.356
13 -	57.847	0.643	75.17	16:03:07.203
14 -	58.163	0.959	74.76	16:04:05.366
15 -	57.581	0.377	75.52	16:05:02.947
16 -	58.746	1.542	74.02	16:06:01.693
17 -	57.619	0.415	75.47	16:06:59.312
18 -	59.249	2.045	73.39	16:07:58.561
19 -	57.983	0.779	74.99	16:08:56.544
20 -	57.877	0.673	75.13	16:09:54.421
21 -	57.204 (1)		76.01	16:10:51.625

P13 8 Eike SCHICK

LAP	LAP TIME	DIFF	MPH	TIME OF DAY
1 -	1:11.179	13.793	61.09	15:51:32.283
2 -	1:00.328	2.942	72.08	15:52:32.611
3 -	58.378	0.992	74.49	15:53:30.989
4 -	58.069	0.683	74.88	15:54:29.058
5 -	57.972	0.586	75.01	15:55:27.030
6 -	57.403 (2)	0.017	75.75	15:56:24.433
7 -	57.856 (3)	0.470	75.16	15:57:22.289
8 -	57.386 (1)		75.77	15:58:19.675
9 -	58.125	0.739	74.81	15:59:17.800
10 -	59.474	2.088	73.11	16:00:17.274
11 -	58.095	0.709	74.85	16:01:15.369
12 -	58.596	1.210	74.21	16:02:13.965
13 -	58.396	1.010	74.46	16:03:12.361
14 -	58.784	1.398	73.97	16:04:11.145
15 -	58.463	1.077	74.38	16:05:09.608
16 -	58.766	1.380	73.99	16:06:08.374
17 -	59.049	1.663	73.64	16:07:07.423
18 -	59.566	2.180	73.00	16:08:06.989
19 -	1:00.005	2.619	72.47	16:09:06.994
20 -	58.557	1.171	74.26	16:10:05.551
21 -	58.270	0.884	74.62	16:11:03.821

DIFF = Difference To Personal Best Lap

P14 77 Jack WOODGATE				
LAP	LAP TIME	DIFF	MPH	TIME OF DAY
1 -	1:10.865	13.484	61.36	15:51:31.969
2 -	59.062	1.681	73.62	15:52:31.031
3 -	58.413	1.032	74.44	15:53:29.444
4 -	58.300	0.919	74.59	15:54:27.744
5 -	58.066	0.685	74.89	15:55:25.810
6 -	57.964	0.583	75.02	15:56:23.774
7 -	57.625 (3)	0.244	75.46	15:57:21.399
8 -	57.423 (2)	0.042	75.72	15:58:18.822
9 -	57.381 (1)		75.78	15:59:16.203
10 -	58.935	1.554	73.78	16:00:15.138
11 -	58.016	0.635	74.95	16:01:13.154
12 -	58.166	0.785	74.76	16:02:11.320
13 -	58.654	1.273	74.13	16:03:09.974
14 -	1:00.728	3.347	71.60	16:04:10.702
15 -	58.335	0.954	74.54	16:05:09.037
16 -	59.166	1.785	73.49	16:06:08.203
17 -	59.406	2.025	73.20	16:07:07.609
18 -	59.656	2.275	72.89	16:08:07.265
19 -	59.567	2.186	73.00	16:09:06.832
20 -	58.850	1.469	73.89	16:10:05.682
21 -	58.441	1.060	74.41	16:11:04.123

P15 70 Michael HILTON

LAP	LAP TIME	DIFF	MPH	TIME OF DAY
1 -	1:08.651	10.624	63.34	15:51:29.755
2 -	58.373	0.346	74.49	15:52:28.128
3 -	58.221	0.194	74.69	15:53:26.349
4 -	58.283	0.256	74.61	15:54:24.632
5 -	58.027 (1)		74.94	15:55:22.659
6 -	58.052 (2)	0.025	74.90	15:56:20.711
7 -	58.116 (3)	0.089	74.82	15:57:18.827
8 -	58.268	0.241	74.63	15:58:17.095
9 -	59.116	1.089	73.56	15:59:16.211
10 -	1:06.038	8.011	65.85	16:00:22.249
11 -	58.597	0.570	74.21	16:01:20.846
12 -	59.119	1.092	73.55	16:02:19.965
13 -	58.959	0.932	73.75	16:03:18.924
14 -	58.428	0.401	74.42	16:04:17.352
15 -	58.660	0.633	74.13	16:05:16.012
16 -	59.178	1.151	73.48	16:06:15.190
17 -	59.048	1.021	73.64	16:07:14.238
18 -	59.688	1.661	72.85	16:08:13.926
19 -	58.808	0.781	73.94	16:09:12.734
20 -	58.462	0.435	74.38	16:10:11.196
21 -	59.479	1.452	73.11	16:11:10.675

P16 42 Christopher BROOM

LAP	LAP TIME	DIFF	MPH	TIME OF DAY
1 -	1:10.715	12.457	61.49	15:51:31.819
2 -	1:01.881	3.623	70.27	15:52:33.700
3 -	59.084	0.826	73.60	15:53:32.784
4 -	58.865	0.607	73.87	15:54:31.649
5 -	58.512 (2)	0.254	74.31	15:55:30.161
6 -	58.258 (1)		74.64	15:56:28.419
7 -	58.521 (3)	0.263	74.30	15:57:26.940
8 -	58.635	0.377	74.16	15:58:25.575
9 -	58.762	0.504	74.00	15:59:24.337
10 -	58.698	0.440	74.08	16:00:23.035
11 -	58.931	0.673	73.79	16:01:21.966
12 -	58.618	0.360	74.18	16:02:20.584

Brands Hatch Indy

Circuit Length = 1.2079 miles

Start: 15:50 Flag 16:10 End: 16:11

Weather / Track : Cloudy / Dry

Caterham Academy Championship

RACE 5 - LAP ANALYSIS

DIFF = Difference To Personal Best Lap

13 -	58.861	0.603	73.87	16:03:19.445
14 -	58.661	0.403	74.13	16:04:18.106
15 -	58.630	0.372	74.17	16:05:16.736
16 -	59.717	1.459	72.82	16:06:16.453
17 -	59.647	1.389	72.90	16:07:16.100
18 -	59.999	1.741	72.47	16:08:16.099
19 -	59.871	1.613	72.63	16:09:15.970
20 -	1:00.318	2.060	72.09	16:10:16.288
21 -	1:00.050	1.792	72.41	16:11:16.338

P17 34 Allan COSTLEY

LAP	LAP TIME	DIFF	MPH	TIME OF DAY
1 -	1:11.713	13.139	60.63	15:51:32.817
2 -	1:01.149	2.575	71.11	15:52:33.966
3 -	59.469	0.895	73.12	15:53:33.435
4 -	58.781 (2)	0.207	73.97	15:54:32.216
5 -	59.036	0.462	73.66	15:55:31.252
6 -	58.574 (1)		74.24	15:56:29.826
7 -	59.956	1.382	72.52	15:57:29.782
8 -	59.715	1.141	72.82	15:58:29.497
9 -	59.449	0.875	73.14	15:59:28.946
10 -	1:00.041	1.467	72.42	16:00:28.987
11 -	59.368	0.794	73.24	16:01:28.355
12 -	1:00.168	1.594	72.27	16:02:28.523
13 -	59.651	1.077	72.90	16:03:28.174
14 -	58.996 (3)	0.422	73.71	16:04:27.170
15 -	59.522	0.948	73.05	16:05:26.692
16 -	1:00.879	2.305	71.43	16:06:27.571
17 -	1:01.948	3.374	70.19	16:07:29.519
18 -	1:00.628	2.054	71.72	16:08:30.147
19 -	1:00.639	2.065	71.71	16:09:30.786
20 -	59.261	0.687	73.38	16:10:30.047
21 -	59.713	1.139	72.82	16:11:29.760

P18 81 Adrian MARIADAS

LAP	LAP TIME	DIFF	MPH	TIME OF DAY
1 -	1:13.590	15.214	59.09	15:51:34.694
2 -	1:00.817	2.441	71.50	15:52:35.511
3 -	1:01.812	3.436	70.35	15:53:37.323
4 -	59.918	1.542	72.57	15:54:37.241
5 -	59.830	1.454	72.68	15:55:37.071
6 -	1:00.178	1.802	72.26	15:56:37.249
7 -	59.689	1.313	72.85	15:57:36.938
8 -	59.987	1.611	72.49	15:58:36.925
9 -	59.287	0.911	73.34	15:59:36.212
10 -	59.463	1.087	73.13	16:00:35.675
11 -	59.659	1.283	72.89	16:01:35.334
12 -	59.433	1.057	73.16	16:02:34.767
13 -	1:00.966	2.590	71.32	16:03:35.733
14 -	1:00.521	2.145	71.85	16:04:36.254
15 -	59.043 (2)	0.667	73.65	16:05:35.297
16 -	59.335	0.959	73.28	16:06:34.632
17 -	1:00.367	1.991	72.03	16:07:34.999
18 -	59.573	1.197	72.99	16:08:34.572
19 -	59.573	1.197	72.99	16:09:34.145
20 -	58.376 (1)		74.49	16:10:32.521
21 -	59.090 (3)	0.714	73.59	16:11:31.611

P19 76 Stuart HATZEL

LAP	LAP TIME	DIFF	MPH	TIME OF DAY
1 -	1:16.215	17.626	57.05	15:51:37.319
2 -	1:01.082	2.493	71.19	15:52:38.401

DIFF = Difference To Personal Best Lap

3 -	59.639	1.050	72.91	15:53:38.040
4 -	1:01.383	2.794	70.84	15:54:39.423
5 -	1:00.644	2.055	71.70	15:55:40.067
6 -	59.262	0.673	73.37	15:56:39.329
7 -	59.665	1.076	72.88	15:57:38.994
8 -	59.921	1.332	72.57	15:58:38.915
9 -	1:00.110	1.521	72.34	15:59:39.025
10 -	58.589 (1)		74.22	16:00:37.614
11 -	59.579	0.990	72.98	16:01:37.193
12 -	59.009 (3)	0.420	73.69	16:02:36.202
13 -	59.720	1.131	72.81	16:03:35.922
14 -	1:00.048	1.459	72.41	16:04:35.970
15 -	59.147	0.558	73.52	16:05:35.117
16 -	1:00.264	1.675	72.15	16:06:35.381
17 -	1:00.162	1.573	72.28	16:07:35.543
18 -	59.165	0.576	73.49	16:08:34.708
19 -	59.256	0.667	73.38	16:09:33.964
20 -	59.029	0.440	73.66	16:10:32.993
21 -	58.750 (2)	0.161	74.01	16:11:31.743

P20 73 Peter MALONEY

LAP	LAP TIME	DIFF	MPH	TIME OF DAY
1 -	1:15.164	15.766	57.85	15:51:36.268
2 -	1:00.773	1.375	71.55	15:52:37.041
3 -	1:00.857	1.459	71.45	15:53:37.898
4 -	1:01.473	2.075	70.74	15:54:39.371
5 -	1:00.374	0.976	72.02	15:55:39.745
6 -	59.517	0.119	73.06	15:56:39.262
7 -	59.601	0.203	72.96	15:57:38.863
8 -	59.496	0.098	73.09	15:58:38.359
9 -	59.473 (3)	0.075	73.11	15:59:37.832
10 -	59.398 (1)		73.21	16:00:37.230
11 -	1:00.447	1.049	71.94	16:01:37.677
12 -	59.411 (2)	0.013	73.19	16:02:37.088
13 -	59.660	0.262	72.88	16:03:36.748
14 -	1:00.627	1.229	71.72	16:04:37.375
15 -	59.583	0.185	72.98	16:05:36.958
16 -	59.582	0.184	72.98	16:06:36.540
17 -	1:00.498	1.100	71.88	16:07:37.038
18 -	1:00.359	0.961	72.04	16:08:37.397
19 -	1:04.572	5.174	67.34	16:09:41.969
20 -	1:00.459	1.061	71.92	16:10:42.428

P21 23 Mark FIRTH

LAP	LAP TIME	DIFF	MPH	TIME OF DAY
1 -	1:15.757	15.595	57.40	15:51:36.861
2 -	1:01.328	1.166	70.90	15:52:38.189
3 -	1:00.613	0.451	71.74	15:53:38.802
4 -	1:03.110	2.948	68.90	15:54:41.912
5 -	1:02.076	1.914	70.05	15:55:43.988
6 -	1:01.439	1.277	70.77	15:56:45.427
7 -	1:00.705	0.543	71.63	15:57:46.132
8 -	1:01.119	0.957	71.14	15:58:47.251
9 -	1:00.563	0.401	71.80	15:59:47.814
10 -	1:00.304 (2)	0.142	72.11	16:00:48.118
11 -	1:00.738	0.576	71.59	16:01:48.856
12 -	1:00.162 (1)		72.28	16:02:49.018
13 -	1:01.605	1.443	70.58	16:03:50.623
14 -	1:03.093	2.931	68.92	16:04:53.716
15 -	1:01.818	1.656	70.34	16:05:55.534
16 -	1:01.172	1.010	71.08	16:06:56.706
17 -	1:04.326	4.164	67.60	16:08:01.032
18 -	1:00.725	0.563	71.61	16:09:01.757

Weather / Track : Cloudy / Dry

Brands Hatch Indy

Circuit Length = 1.2079 miles

Start: 15:50 Flag 16:10 End: 16:11

Caterham Academy Championship

RACE 5 - LAP ANALYSIS

DIFF = Difference To Personal Best Lap

19 -	1:00.543 (3)	0.381	71.82	16:10:02.300
20 -	1:00.892	0.730	71.41	16:11:03.192

P22 20 Chris GRIFFITH

LAP	LAP TIME	DIFF	MPH	TIME OF DAY
1 -	1:16.073	15.662	57.16	15:51:37.177
2 -	1:04.930	4.519	66.97	15:52:42.107
3 -	1:02.313	1.902	69.78	15:53:44.420
4 -	1:01.854	1.443	70.30	15:54:46.274
5 -	1:01.398	0.987	70.82	15:55:47.672
6 -	1:00.972	0.561	71.32	15:56:48.644
7 -	1:00.411 (1)		71.98	15:57:49.055
8 -	1:00.494 (3)	0.083	71.88	15:58:49.549
9 -	1:01.144	0.733	71.12	15:59:50.693
10 -	1:00.897	0.486	71.40	16:00:51.590
11 -	1:00.944	0.533	71.35	16:01:52.534
12 -	1:01.257	0.846	70.98	16:02:53.791
13 -	1:04.035	3.624	67.90	16:03:57.826
14 -	1:02.128	1.717	69.99	16:04:59.954
15 -	1:03.104	2.693	68.91	16:06:03.058
16 -	1:02.059	1.648	70.07	16:07:05.117
17 -	1:01.480	1.069	70.73	16:08:06.597
18 -	1:01.988	1.577	70.15	16:09:08.585
19 -	1:00.436 (2)	0.025	71.95	16:10:09.021
20 -	1:01.332	0.921	70.90	16:11:10.353

P23 88 Michael KHOO

LAP	LAP TIME	DIFF	MPH	TIME OF DAY
1 -	1:13.438	12.763	59.21	15:51:34.542
2 -	1:00.675 (1)		71.67	15:52:35.217
3 -	1:02.299	1.624	69.80	15:53:37.516
4 -	1:04.035	3.360	67.90	15:54:41.551
5 -	1:02.107	1.432	70.01	15:55:43.658
6 -	1:01.342	0.667	70.89	15:56:45.000
7 -	1:00.813 (2)	0.138	71.50	15:57:45.813
8 -	1:01.602	0.927	70.59	15:58:47.415
9 -	1:01.675	1.000	70.50	15:59:49.090
10 -	1:01.036	0.361	71.24	16:00:50.126
11 -	1:01.004	0.329	71.28	16:01:51.130
12 -	1:01.963	1.288	70.18	16:02:53.093
13 -	1:03.966	3.291	67.98	16:03:57.059
14 -	1:01.073	0.398	71.20	16:04:58.132
15 -	1:04.896	4.221	67.00	16:06:03.028
16 -	1:02.297	1.622	69.80	16:07:05.325
17 -	1:02.144	1.469	69.97	16:08:07.469
18 -	1:01.687	1.012	70.49	16:09:09.156
19 -	1:00.961 (3)	0.286	71.33	16:10:10.117
20 -	1:01.800	1.125	70.36	16:11:11.917

P24 28 Carl WEBB

LAP	LAP TIME	DIFF	MPH	TIME OF DAY
1 -	1:17.129	16.313	56.38	15:51:38.233
2 -	1:02.008	1.192	70.12	15:52:40.241
3 -	1:01.602	0.786	70.59	15:53:41.843
4 -	1:01.363	0.547	70.86	15:54:43.206
5 -	1:01.227	0.411	71.02	15:55:44.433
6 -	1:01.609	0.793	70.58	15:56:46.042
7 -	1:00.891 (3)	0.075	71.41	15:57:46.933
8 -	1:00.925	0.109	71.37	15:58:47.858
9 -	1:01.776	0.960	70.39	15:59:49.634
10 -	1:00.961	0.145	71.33	16:00:50.595
11 -	1:00.816 (1)		71.50	16:01:51.411

DIFF = Difference To Personal Best Lap

12 -	1:01.136	0.320	71.13	16:02:52.547
13 -	1:02.850	2.034	69.19	16:03:55.397
14 -	1:02.078	1.262	70.05	16:04:57.475
15 -	1:04.612	3.796	67.30	16:06:02.087
16 -	1:02.658	1.842	69.40	16:07:04.745
17 -	1:01.625	0.809	70.56	16:08:06.370
18 -	1:03.355	2.539	68.63	16:09:09.725
19 -	1:01.648	0.832	70.53	16:10:11.373
20 -	1:00.854 (2)	0.038	71.45	16:11:12.227

P25 78 Ben SENGELOW

LAP	LAP TIME	DIFF	MPH	TIME OF DAY
1 -	1:18.170	17.742	55.62	15:51:39.274
2 -	1:02.397	1.969	69.69	15:52:41.671
3 -	1:01.700	1.272	70.47	15:53:43.371
4 -	1:01.586	1.158	70.61	15:54:44.957
5 -	1:01.436	1.008	70.78	15:55:46.393
6 -	1:00.604 (2)	0.176	71.75	15:56:46.997
7 -	1:00.863	0.435	71.44	15:57:47.860
8 -	1:01.007	0.579	71.28	15:58:48.867
9 -	1:01.566	1.138	70.63	15:59:50.433
10 -	1:00.844 (3)	0.416	71.47	16:00:51.277
11 -	1:00.937	0.509	71.36	16:01:52.214
12 -	1:01.324	0.896	70.91	16:02:53.538
13 -	1:04.117	3.689	67.82	16:03:57.655
14 -	1:02.889	2.461	69.14	16:05:00.544
15 -	1:03.590	3.162	68.38	16:06:04.134
16 -	1:01.919	1.491	70.23	16:07:06.053
17 -	1:02.670	2.242	69.38	16:08:08.723
18 -	1:03.753	3.325	68.21	16:09:12.476
19 -	1:00.846	0.418	71.46	16:10:13.322
20 -	1:00.428 (1)		71.96	16:11:13.750

P26 74 Michael LEWIS

LAP	LAP TIME	DIFF	MPH	TIME OF DAY
1 -	1:14.231	13.614	58.58	15:51:35.335
2 -	1:12.254	11.637	60.18	15:52:47.589
3 -	1:02.826	2.209	69.21	15:53:50.415
4 -	1:01.978	1.361	70.16	15:54:52.393
5 -	1:01.013	0.396	71.27	15:55:53.406
6 -	1:01.155	0.538	71.10	15:56:54.561
7 -	1:01.345	0.728	70.88	15:57:55.906
8 -	1:01.169	0.552	71.09	15:58:57.075
9 -	1:01.259	0.642	70.98	15:59:58.334
10 -	1:00.792 (2)	0.175	71.53	16:00:59.126
11 -	1:03.378	2.761	68.61	16:02:02.504
12 -	1:03.342	2.725	68.65	16:03:05.846
13 -	1:04.802	4.185	67.10	16:04:10.648
14 -	1:00.617 (1)		71.73	16:05:11.265
15 -	1:01.369	0.752	70.85	16:06:12.634
16 -	1:01.917	1.300	70.23	16:07:14.551
17 -	1:04.105	3.488	67.83	16:08:18.656
18 -	1:01.439	0.822	70.77	16:09:20.095
19 -	1:00.792 (2)	0.175	71.53	16:10:20.887
20 -	1:01.689	1.072	70.49	16:11:22.576

P27 18 Stephen MARIADAS

LAP	LAP TIME	DIFF	MPH	TIME OF DAY
1 -	1:20.215	16.546	54.21	15:51:41.319
2 -	1:05.126	1.457	66.77	15:52:46.445
3 -	1:04.132	0.463	67.80	15:53:50.577
4 -	1:05.423	1.754	66.46	15:54:56.000

Weather / Track : Cloudy / Dry

Brands Hatch Indy

Circuit Length = 1.2079 miles

Start: 15:50 Flag 16:10 End: 16:11

Caterham Academy Championship

RACE 5 - LAP ANALYSIS

DIFF = Difference To Personal Best Lap

5 -	1:04.186	0.517	67.75	15:56:00.186
6 -	1:03.873 (2)	0.204	68.08	15:57:04.059
7 -	1:03.669 (1)		68.30	15:58:07.728
8 -	1:08.786	5.117	63.21	15:59:16.514
9 -	1:06.902	3.233	64.99	16:00:23.416
10 -	1:04.474	0.805	67.44	16:01:27.890
11 -	1:04.625	0.956	67.28	16:02:32.515
12 -	1:04.759	1.090	67.15	16:03:37.274
13 -	1:03.949 (3)	0.280	68.00	16:04:41.223
14 -	1:05.736	2.067	66.15	16:05:46.959
15 -	1:07.780	4.111	64.15	16:06:54.739
16 -	1:09.710	6.041	62.38	16:08:04.449
17 -	1:08.160	4.491	63.79	16:09:12.609
18 -	1:06.390	2.721	65.50	16:10:18.999
19 -	1:05.420	1.751	66.47	16:11:24.419

Caterham Academy Championship

RACE 5 - STATISTICS

Competitors Started 27
Planned Start 2020-09-26 @ 16:05:00.000
Actual Start 2020-09-26 @ 15:50:21.103
Finish Time 2020-09-26 @ 16:10:35.618
Track Length 1.2079mi.
Total Laps 558
Total Distance Covered 674.0336mi.

Session Fastest Lap History

NO	NAME	LAP TIME	TIME OF DAY	LAP	VEHICLE
86	Simon SHAW	1:04.775	15:51:25.893	1	Caterham Academy
86	Simon SHAW	58.319	15:52:24.211	2	Caterham Academy
7	James WALKER	57.329	15:52:25.434	2	Caterham Academy
25	Domenique MANNSPERGER	57.212	15:53:28.389	3	Caterham Academy
25	Domenique MANNSPERGER	57.108	15:54:25.562	4	Caterham Academy
11	Taylor OFLANAGAN	56.972	15:55:17.663	5	Caterham Academy
25	Domenique MANNSPERGER	56.915	15:55:22.478	5	Caterham Academy
25	Domenique MANNSPERGER	56.898	15:56:19.375	6	Caterham Academy
25	Domenique MANNSPERGER	56.824	15:57:16.135	7	Caterham Academy
38	Ryan LOVETT	56.751	16:00:09.825	10	Caterham Academy
25	Domenique MANNSPERGER	56.702	16:01:05.281	11	Caterham Academy
25	Domenique MANNSPERGER	56.677	16:02:58.857	13	Caterham Academy
22	Hugo BUSH	56.593	16:04:51.876	15	Caterham Academy

Session Leader History

NO	NAME	FROM LAP	LAPS LED	DISTANCE	VEHICLE
86	Simon SHAW	1	5	6.03 miles	Caterham Academy
11	Taylor OFLANAGAN	6	16	19.32 miles	Caterham Academy

Flag History

TYPE	TIME OF DAY
GREEN	15:50:21.103
FINISH	16:10:35.618

Flag Statistics

TYPE	COUNT	TOTAL LAPS	TOTAL TIME
Green	1	21	21:19.135
Red	0	0	0.000
Safety Car	0	0	0.000
FCY	0	0	0.000

Weather / Track : Cloudy / Dry


Brands Hatch Indy
Circuit Length = 1.2079 miles
Start: 15:50 Flag 16:10 End: 16:11

Results can be found at www.tsl-timing.com

Printed - 16:13 Saturday, 26 September 2020

Caterham Academy Championship
RACE 14 - GRID (20 minutes) - AMENDED



ROW 14	27	18	Stephen MARIADAS	
ROW 13	25	78	Ben SENGELOW	26
ROW 12		23	88	Michael KHOO
ROW 11	21	23	Mark FIRTH	22
ROW 10		19	76	Stuart HATZEL
ROW 9	17	34	Allan COSTLEY	18
ROW 8		15	70	Michael HILTON
ROW 7	13	8	Eike SCHICK	14
ROW 6		11	36	Alex VINCENT
ROW 5	9	3	Sam GIBBONS	10
ROW 4		7	38	Ryan LOVETT
ROW 3	5	15	Ian BROWN	6
ROW 2		3	25	Domenique MANNSPERGER
ROW 1	1	11	Taylor OFLANAGAN	2
			Pole	
				

Brands Hatch Indy
 Circuit Length = 1.2079 miles

These results are provisional until the conclusion of any judicial and technical matters.

Clerk Of Course :	Steward :	Timekeeper : Nick Palmer
-------------------	-----------	--------------------------

Results can be found at www.tsl-timing.com

Printed - 18:19 Saturday, 26 September 2020



Caterham Academy Championship

RACE 14 - CLASSIFICATION



POS	NO	NAME	ENTRY	LAPS	TIME	GAP	DIFF	MPH	BEST	ON
1	11	Taylor OFLANAGAN	Caterham Academy	19	20:04.300			68.60	57.020	19
2	22	Hugo BUSH	Caterham Academy	19	20:04.508	0.208	0.208	68.59	56.587	12
3	25	Domenique MANNSPERGER	Caterham Academy	19	20:04.940	0.640	0.432	68.57	57.010	19
4	86	Simon SHAW	Caterham Academy	19	20:05.272	0.972	0.332	68.55	56.886	19
5	7	James WALKER	Caterham Academy	19	20:08.844	4.544	3.572	68.34	57.226	18
6	4	Nick TIMPSON	Caterham Academy	19	20:13.537	9.237	4.693	68.08	57.548	13
7	3	Sam GIBBONS	Caterham Academy	19	20:14.375	10.075	0.838	68.03	57.373	13
8	15	Ian BROWN	Caterham Academy	19	20:14.541	10.241	0.166	68.02	56.986	18
9	70	Michael HILTON	Caterham Academy	19	20:15.619	11.319	1.078	67.96	57.673	15
10	8	Eike SCHICK	Caterham Academy	19	20:16.931	12.631	1.312	67.89	57.623	12
11	77	Jack WOODGATE	Caterham Academy	19	20:17.214	12.914	0.283	67.87	57.311	18
12	76	Stuart HATZEL	Caterham Academy	19	20:28.385	24.085	11.171	67.26	58.470	12
13	42	Christopher BROOM	Caterham Academy	19	20:29.778	25.478	1.393	67.18	58.922	13
14	38	Ryan LOVETT	Caterham Academy	19	20:31.803	27.503	2.025	67.07	57.150	17
15	34	Allan COSTLEY	Caterham Academy	19	20:34.132	29.832	2.329	66.94	58.364	8
16	81	Adrian MARIADAS	Caterham Academy	19	20:42.707	38.407	8.575	66.48	59.328	14
17	73	Peter MALONEY	Caterham Academy	19	20:46.786	42.486	4.079	66.26	59.035	15
18	88	Michael KHOO	Caterham Academy	19	20:51.460	47.160	4.674	66.02	59.803	19
19	20	Chris GRIFFITH	Caterham Academy	19	20:56.588	52.288	5.128	65.75	59.860	17
20	74	Michael LEWIS	Caterham Academy	19	21:04.478	1:00.178	7.890	65.34	1:00.982	16
21	28	Carl WEBB	Caterham Academy	19	21:04.663	1:00.363	0.185	65.33	1:00.486	17
22	23	Mark FIRTH	Caterham Academy	19	21:10.118	1:05.818	5.455	65.05	1:00.715	18
23	78	Ben SENGELOW	Caterham Academy	19	21:20.123	1:15.823	10.005	64.54	1:00.517	16
24	79	Ryan MEAGER	Caterham Academy	18	20:29.012	1 Lap	1 Lap	63.68	57.494	13
25	18	Stephen MARIADAS	Caterham Academy	17	20:50.532	2 Laps	1 Lap	59.11	1:07.092	2
26	69	Lindon SUGAR	Caterham Academy	15	20:48.663	4 Laps	2 Laps	52.23	58.196	13

NOT CLASSIFIED

DNF	36	Alex VINCENT	Caterham Academy	0
-----	----	--------------	------------------	---

FASTEST LAP

22	Hugo BUSH	Caterham Academy	12	56.587	76.84 mph	123.67 kph
----	-----------	------------------	----	--------	-----------	------------

Weather / Track : Cloudy / Dry

These results are provisional until the conclusion of any judicial and technical matters.

Brands Hatch Indy

Circuit Length = 1.2079 miles

Start: 13:59 Flag 14:19 End: 14:22

Clerk Of Course :	Steward :	Timekeeper : Nick Palmer
-------------------	-----------	--------------------------

Results can be found at www.tsl-timing.com

Printed - 14:23 Sunday, 27 September 2020



Caterham Academy Championship

RACE 14 - LAP CHART

LAP 1 @ 14:00:56.380			LAP 2 @ 14:01:56.504			LAP 3 @ 14:02:56.471			LAP 4 @ 14:03:55.705			LAP 5 @ 14:04:54.634		
NO	BEHIND	LAP TIME	NO	BEHIND	LAP TIME	NO	BEHIND	LAP TIME	NO	BEHIND	LAP TIME	NO	BEHIND	LAP TIME
86		1:01.380	86		1:00.124	11		59.817	11		59.234	11		58.929
25	0.579	1:01.959	11	0.150	59.658	86	0.247	1:00.214	86	0.026	59.013	25	0.158	58.589
11	0.616	1:01.996	7	0.407	59.283	25	0.705	1:00.240	25	0.498	59.027	7	0.746	58.947
7	1.248	1:02.628	25	0.432	59.977	7	0.915	1:00.475	7	0.728	59.047	22	0.874	58.683
22	2.285	1:03.665	22	0.640	58.479	22	1.272	1:00.599	22	1.120	59.082	86	1.727	1:00.630
79	2.835	1:04.215	79	1.802	59.091	79	1.553	59.718	79	1.544	59.225	79	1.768	59.153
4	3.551	1:04.931	4	3.000	59.573	4	2.000	58.967	4	2.299	59.533	4	2.227	58.857
3	3.680	1:05.060	3	3.559	1:00.003	3	2.810	59.218	3	2.555	58.979	3	2.388	58.762
70	4.593	1:05.973	70	3.922	59.453	70	3.165	59.210	70	3.178	59.247	70	3.598	59.349
77	4.909	1:06.289	42	6.630	1:00.492	69	6.898	1:00.030	8	9.986	1:02.149	8	12.480	1:01.423
38	5.126	1:06.506	69	6.835	1:01.144	8	7.071	59.617	42	10.009	1:01.584	42	13.050	1:01.970
69	5.815	1:07.195	8	7.421	1:00.346	42	7.659	1:00.996	77	10.177	1:01.025	77	13.220	1:01.972
42	6.262	1:07.642	77	9.341	1:04.556	77	8.386	59.012	76	11.887	1:00.361	76	13.933	1:00.975
8	7.199	1:08.579	73	10.587	1:01.490	76	10.760	59.953	73	16.179	1:03.521	15	17.034	59.639
88	8.861	1:10.241	76	10.774	1:01.093	73	11.892	1:01.272	34	16.252	1:02.863	34	17.439	1:00.116
73	9.221	1:10.601	34	12.133	1:01.958	34	12.623	1:00.457	15	16.324	1:02.902	73	19.289	1:02.039
76	9.805	1:11.185	15	13.434	1:00.345	15	12.656	59.189	81	20.214	1:01.705	81	22.984	1:01.699
34	10.299	1:11.679	81	14.447	1:04.115	81	17.743	1:03.263	20	21.660	1:02.696	88	23.862	1:00.990
81	10.456	1:11.836	20	14.961	1:04.049	20	18.198	1:03.204	88	21.801	1:02.684	20	24.713	1:01.982
20	11.036	1:12.416	88	15.303	1:06.566	88	18.351	1:03.015	23	26.231	1:03.705	38	28.750	59.503
15	13.213	1:14.593	23	17.997	1:04.849	23	21.760	1:03.730	74	27.146	1:03.746	23	29.971	1:02.669
23	13.272	1:14.652	74	18.674	1:05.065	74	22.634	1:03.927	38	28.176	1:00.572	74	31.418	1:03.201
74	13.733	1:15.113	28	20.331	1:05.409	28	25.147	1:04.783	28	30.638	1:04.725	28	37.394	1:05.685
28	15.046	1:16.426	78	20.774	1:04.452	78	25.526	1:04.719	78	31.142	1:04.850	78	37.900	1:05.687
78	16.446	1:17.826	18	25.130	1:07.092	38	26.838	1:00.793	18	43.583	1:07.863	18	53.043	1:08.389
18	18.162	1:19.542	38	26.012	1:21.010	18	34.954	1:09.791						

Weather / Track : Cloudy / Dry

Caterham Academy Championship

RACE 14 - LAP CHART

LAP 6 @ 14:05:53.254			LAP 7 @ 14:06:51.924			LAP 8 @ 14:07:50.193			LAP 9 @ 14:08:54.374			LAP 10 @ 14:10:37.620		
NO	BEHIND	LAP TIME	NO	BEHIND	LAP TIME	NO	BEHIND	LAP TIME	NO	BEHIND	LAP TIME	NO	BEHIND	LAP TIME
11		58.620	25		58.494	11		58.220	11		1:04.181	11		1:43.246
25	0.176	58.638	11	0.049	58.719	25	0.209	58.478	25	1.027	1:04.999	25	0.799	1:43.018
22	1.031	58.777	22	0.851	58.490	22	0.371	57.789	86	2.141	1:05.753	86	2.167	1:43.272
7	1.531	59.405	86	1.029	58.137	86	0.569	57.809	22	3.049	1:06.859	22	3.257	1:43.454
86	1.562	58.455	7	1.531	58.670	7	1.523	58.261	7	3.731	1:06.389	7	3.829	1:43.344
79	2.065	58.917	79	2.383	58.988	79	1.998	57.884	4	5.135	1:04.390	4	5.660	1:43.771
4	3.255	59.648	4	4.191	59.606	4	4.926	59.004	3	6.251	1:05.333	3	6.871	1:43.866
3	3.419	59.651	3	4.322	59.573	3	5.099	59.046	70	7.280	1:05.304	70	7.599	1:43.565
70	4.216	59.238	70	5.550	1:00.004	70	6.157	58.876	8	10.053	59.787	8	8.656	1:41.849
8	12.891	59.031	18	1 Lap	1:11.045	8	14.447	58.905	77	10.598	59.921	77	9.310	1:41.958
77	14.011	59.411	8	13.811	59.590	77	14.858	58.425	15	12.996	1:00.204	15	9.955	1:40.205
42	14.917	1:00.487	77	14.702	59.361	18	1 Lap	1:07.725	42	18.937	1:05.909	42	10.771	1:35.080
76	15.246	59.933	42	15.617	59.370	15	16.973	58.757	76	19.249	1:05.594	76	11.866	1:35.863
15	16.977	58.563	76	16.330	59.754	42	17.209	59.861	34	19.941	1:05.863	34	12.988	1:36.293
34	18.329	59.510	15	16.485	58.178	76	17.836	59.775	18	1 Lap	1:22.110	79	1 Lap	2:59.128 P
73	22.816	1:02.147	34	18.164	58.505	34	18.259	58.364	38	34.972	1:08.879	18	1 Lap	1:23.850
81	25.882	1:01.518	73	26.186	1:02.040	69	4 Laps	5:12.097 P	69	4 Laps	1:14.628	38	15.609	1:23.883
88	27.210	1:01.968	81	27.856	1:00.644	73	28.468	1:00.551	73	36.612	1:12.325	73	16.219	1:22.853
20	27.674	1:01.581	88	28.856	1:00.316	38	30.274	59.312	81	37.320	1:10.195	69	4 Laps	1:24.242
38	29.318	59.188	38	29.231	58.583	81	31.306	1:01.719	88	40.668	1:12.673	81	17.705	1:23.631
23	34.038	1:02.687	20	30.438	1:01.434	88	32.176	1:01.589	20	41.087	1:10.180	88	18.839	1:21.417
74	35.606	1:02.808	23	36.933	1:01.565	20	35.088	1:02.919	23	47.499	1:09.431	20	19.736	1:21.895
28	42.652	1:03.878	74	39.863	1:02.927	23	42.249	1:03.585	74	56.521	1:13.643	23	20.850	1:16.597
78	43.024	1:03.744	28	47.124	1:03.142	74	47.059	1:05.465	28	1:07.283	1:13.834	74	23.744	1:10.469
			78	47.556	1:03.202	28	57.630	1:08.775	78	1:08.527	1:14.057	28	34.715	1:10.678
						78	58.651	1:09.364				78	35.705	1:10.424

Weather / Track : Cloudy / Dry

Results can be found at www.tsl-timing.com

Page 2 of 4

Brands Hatch Indy
 Circuit Length = 1.2079 miles
 Start: 13:59 Flag 14:19 End: 14:22

Printed - 14:25 Sunday, 27 September 2020

Caterham Academy Championship

RACE 14 - LAP CHART

LAP 11 @ 14:12:20.033			LAP 12 @ 14:13:17.435			LAP 13 @ 14:14:14.822			LAP 14 @ 14:15:12.927			LAP 15 @ 14:16:10.141		
NO	BEHIND	LAP TIME	NO	BEHIND	LAP TIME	NO	BEHIND	LAP TIME	NO	BEHIND	LAP TIME	NO	BEHIND	LAP TIME
11		1:42.413	11		57.402	11		57.387	11		58.105	11		57.214
25	0.342	1:41.956	25	0.194	57.254	25	0.375	57.568	25	0.175	57.905	25	0.308	57.347
86	1.048	1:41.294	86	0.630	56.984	22	0.975	57.512	22	0.326	57.456	22	0.481	57.369
22	1.665	1:40.821	22	0.850	56.587	86	1.017	57.774	86	0.572	57.660	86	0.636	57.278
7	3.111	1:41.695	7	3.813	58.104	7	3.942	57.516	7	3.739	57.902	7	4.054	57.529
4	3.613	1:40.366	4	4.513	58.302	4	4.674	57.548	4	4.550	57.981	4	5.718	58.382
3	3.942	1:39.484	3	4.891	58.351	3	4.877	57.373	3	4.709	57.937	3	6.076	58.581
70	4.857	1:39.671	70	5.327	57.872	70	5.955	58.015	70	6.044	58.194	70	6.503	57.673
8	5.430	1:39.187	8	5.651	57.623	8	6.516	58.252	8	6.179	57.768	15	7.203	58.112
77	5.862	1:38.965	77	6.083	57.623	15	7.357	58.352	15	6.305	57.053	79	1 Lap	57.824
15	6.368	1:38.826	15	6.392	57.426	77	7.899	59.203	79	1 Lap	57.494	8	9.307	1:00.342
79	1 Lap	1:35.846	79	1 Lap	57.578	79	1 Lap	58.207	77	8.014	58.220	77	9.473	58.673
42	8.156	1:39.798	76	10.177	58.470	76	11.559	58.769	76	13.112	59.658	76	15.400	59.502
76	9.109	1:39.656	42	10.427	59.673	42	11.962	58.922	42	13.286	59.429	42	15.880	59.808
34	11.626	1:41.051	34	12.829	58.605	34	14.026	58.584	34	14.336	58.415	34	23.427	1:06.305
18	1 Lap	1:44.774	38	22.779	1:02.568	38	24.100	58.708	38	24.743	58.748	38	26.325	58.796
73	17.302	1:43.496	81	23.765	1:03.054	81	26.169	59.791	81	27.392	59.328	81	29.551	59.373
38	17.613	1:44.417	73	24.098	1:04.198	73	26.705	59.994	73	28.180	59.580	73	30.001	59.035
69	4 Laps	1:43.663	88	26.909	1:04.881	88	30.542	1:01.020	88	32.684	1:00.247	88	35.704	1:00.234
81	18.113	1:42.821	18	1 Lap	1:10.981	20	34.524	1:01.049	20	37.058	1:00.639	69	4 Laps	59.323
88	19.430	1:43.004	74	30.766	1:06.020	74	35.230	1:01.851	69	4 Laps	59.541	20	40.935	1:01.091
20	20.392	1:43.069	20	30.862	1:07.872	69	4 Laps	1:02.359	74	38.414	1:01.289	74	42.698	1:01.498
23	21.275	1:42.838	69	4 Laps	1:10.526	23	37.157	1:03.288	23	40.164	1:01.112	23	44.513	1:01.563
74	22.148	1:40.817	23	31.256	1:07.383	28	37.762	1:03.567	28	41.336	1:01.679	28	45.174	1:01.052
28	22.702	1:30.400	28	31.582	1:06.282	78	38.242	1:03.441	78	41.775	1:01.638	78	46.000	1:01.439
78	24.194	1:30.902	78	32.188	1:05.396	18	1 Lap	1:12.179	18	1 Lap	1:07.911			

Weather / Track : Cloudy / Dry

Caterham Academy Championship

RACE 14 - LAP CHART

LAP 16 @ 14:17:07.989			LAP 17 @ 14:18:05.130			LAP 18 @ 14:19:02.280			LAP 19 @ 14:19:59.300		
NO	BEHIND	LAP TIME	NO	BEHIND	LAP TIME	NO	BEHIND	LAP TIME	NO	BEHIND	LAP TIME
11		57.848	11		57.141	11		57.150	11		57.020
25	0.577	58.117	25	0.643	57.207	22	0.248	56.688	22	0.208	56.980
86	1.044	58.256	22	0.710	56.628	25	0.650	57.157	25	0.640	57.010
22	1.223	58.590	86	1.029	57.126	86	1.106	57.227	86	0.972	56.886
7	4.012	57.806	7	4.199	57.328	7	4.275	57.226	7	4.544	57.289
4	6.473	58.603	4	7.433	58.101	4	7.984	57.701	4	9.237	58.273
3	6.616	58.388	3	7.667	58.192	3	8.172	57.655	3	10.075	58.923
70	7.278	58.623	15	8.390	58.065	15	8.226	56.986	15	10.241	59.035
15	7.466	58.111	70	8.712	58.575	70	9.800	58.238	70	11.319	58.539
8	9.981	58.522	8	10.741	57.901	8	11.273	57.682	8	12.631	58.378
77	10.556	58.931	77	11.414	57.999	77	11.575	57.311	77	12.914	58.359
18	2 Laps	1:12.498	76	19.853	1:00.163	76	21.978	59.275	76	24.085	59.127
76	16.831	59.279	79	1 Lap	58.740	79	1 Lap	59.164	79	1 Lap	59.740
42	17.507	59.475	42	20.470	1:00.104	42	22.333	59.013	42	25.478	1:00.165
79	1 Lap	1:08.100	18	2 Laps	1:09.107	38	27.204	57.733	38	27.503	57.319
34	24.715	59.136	34	26.478	58.904	34	28.319	58.991	34	29.832	58.533
38	26.612	58.135	38	26.621	57.150	18	2 Laps	1:07.224	81	38.407	59.468
81	31.139	59.436	81	33.616	59.618	81	35.959	59.493	73	42.486	1:00.428
73	32.595	1:00.442	73	36.209	1:00.755	73	39.078	1:00.019	69	4 Laps	58.625
88	38.090	1:00.234	88	41.095	1:00.146	69	4 Laps	58.633	18	2 Laps	1:08.451
69	4 Laps	58.461	69	4 Laps	58.196	88	44.377	1:00.432	88	47.160	59.803
20	43.108	1:00.021	20	45.827	59.860	20	48.785	1:00.108	20	52.288	1:00.523
74	45.832	1:00.982	74	50.415	1:01.724	74	54.931	1:01.666	74	1:00.178	1:02.267
23	47.789	1:01.124	28	51.436	1:00.486	28	55.133	1:00.847	28	1:00.363	1:02.250
28	48.091	1:00.765	23	52.463	1:01.815	23	56.028	1:00.715	23	1:05.818	1:06.810
78	48.669	1:00.517	78	52.767	1:01.239	78	56.883	1:01.266	78	1:15.823	1:15.960

Weather / Track : Cloudy / Dry

Results can be found at www.tsl-timing.com

Page 4 of 4

Brands Hatch Indy
 Circuit Length = 1.2079 miles
 Start: 13:59 Flag 14:19 End: 14:22

Printed - 14:25 Sunday, 27 September 2020

Caterham Academy Championship

RACE 14 - POSITION CHART

No	Name	Lap																			
		Pos	1	2	3	4	5	6	7	8	9	10	11	12	13	14	15	16	17	18	19
11	OFLANAGAN	1	86	86	11	11	11	11	25	11	11	11	11	11	11	11	11	11	11	11	11
86	SHAW	2	25	11	86	86	25	25	11	25	25	25	25	25	25	25	25	25	25	22	22
25	MANNSPERGER	3	11	7	25	25	7	22	22	22	86	86	86	86	22	22	22	86	22	25	25
7	WALKER	4	7	25	7	7	22	7	86	86	22	22	22	22	86	86	86	22	86	86	86
15	BROWN	5	22	22	22	22	86	86	7	7	7	7	7	7	7	7	7	7	7	7	7
22	BUSH	6	79	79	79	79	79	79	79	79	4	4	4	4	4	4	4	4	4	4	4
38	LOVETT	7	4	4	4	4	4	4	4	4	3	3	3	3	3	3	3	3	3	3	3
79	MEAGER	8	3	3	3	3	3	3	3	3	70	70	70	70	70	70	70	70	15	15	15
3	GIBBONS	9	70	70	70	70	70	70	70	70	8	8	8	8	8	8	15	15	70	70	70
69	SUGAR	10	77	42	69	8	8	8	8	8	77	77	77	77	15	15	8	8	8	8	8
36	VINCENT	11	38	69	8	42	42	77	77	77	15	15	15	15	77	77	77	77	77	77	77
4	TIMPSON	12	69	8	42	77	77	42	42	15	42	42	42	76	76	76	76	76	76	76	76
8	SCHICK	13	42	77	77	76	76	76	76	42	76	76	76	42	42	42	42	42	42	42	42
77	WOODGATE	14	8	73	76	73	15	15	15	76	34	34	34	34	34	34	34	34	34	38	38
70	HILTON	15	88	76	73	34	34	34	34	34	38	38	73	38	38	38	38	38	38	34	34
42	BROOM	16	73	34	34	15	73	73	73	73	73	73	38	81	81	81	81	81	81	81	81
34	COSTLEY	17	76	15	15	81	81	81	81	38	81	81	81	73	73	73	73	73	73	73	73
81	MARIADAS	18	34	81	81	20	88	88	88	81	88	88	88	88	88	88	88	88	88	88	88
76	HATZEL	19	81	20	20	88	20	20	38	88	20	20	20	74	20	20	20	20	20	20	20
73	MALONEY	20	20	88	88	23	38	38	20	20	23	23	23	20	74	74	74	74	74	74	74
23	FIRTH	21	15	23	23	74	23	23	23	23	23	74	74	74	23	23	23	23	23	28	28
20	GRIFFITH	22	23	74	74	38	74	74	74	74	74	28	28	28	28	28	28	28	23	23	23
88	KHOO	23	74	28	28	28	28	28	28	28	28	78	78	78	78	78	78	78	78	78	78
28	WEBB	24	28	78	78	78	78	78	78	78	78	79	79	79	79	79	79	79	79	79	79
78	SENGELOW	25	78	18	38	18	18	18	18	18	18	18	18	18	18	18	18	18	18	18	18
74	LEWIS	26	18	38	18	69	69	69	69	69	69	69	69	69	69	69	69	69	69	69	69
18	MARIADAS	27																			

Weather / Track : Cloudy / Dry

Brands Hatch Indy
 Circuit Length = 1.2079 miles
 Start: 13:59 Flag 14:19 End: 14:22

Results can be found at www.tsl-timing.com

Printed - 14:25 Sunday, 27 September 2020

Caterham Academy Championship

RACE 14 - LAP ANALYSIS

DIFF = Difference To Personal Best Lap

P1 11 Taylor OFLANAGAN				
LAP	LAP TIME	DIFF	MPH	TIME OF DAY
1 -	1:01.996	4.976	70.14	14:00:56.996
2 -	59.658	2.638	72.89	14:01:56.654
3 -	59.817	2.797	72.69	14:02:56.471
4 -	59.234	2.214	73.41	14:03:55.705
5 -	58.929	1.909	73.79	14:04:54.634
6 -	58.620	1.600	74.18	14:05:53.254
7 -	58.719	1.699	74.05	14:06:51.973
8 -	58.220	1.200	74.69	14:07:50.193
9 -	1:04.181	7.161	67.75	14:08:54.374
10 -	1:43.246	46.226	42.11	14:10:37.620
11 -	1:42.413	45.393	42.46	14:12:20.033
12 -	57.402	0.382	75.75	14:13:17.435
13 -	57.387	0.367	75.77	14:14:14.822
14 -	58.105	1.085	74.84	14:15:12.927
15 -	57.214	0.194	76.00	14:16:10.141
16 -	57.848	0.828	75.17	14:17:07.989
17 -	57.141 (2)	0.121	76.10	14:18:05.130
18 -	57.150 (3)	0.130	76.09	14:19:02.280
19 -	57.020 (1)		76.26	14:19:59.300

P2 22 Hugo BUSH				
LAP	LAP TIME	DIFF	MPH	TIME OF DAY
1 -	1:03.665	7.078	68.30	14:00:58.665
2 -	58.479	1.892	74.36	14:01:57.144
3 -	1:00.599	4.012	71.76	14:02:57.743
4 -	59.082	2.495	73.60	14:03:56.825
5 -	58.683	2.096	74.10	14:04:55.508
6 -	58.777	2.190	73.98	14:05:54.285
7 -	58.490	1.903	74.34	14:06:52.775
8 -	57.789	1.202	75.24	14:07:50.564
9 -	1:06.859	10.272	65.04	14:08:57.423
10 -	1:43.454	46.867	42.03	14:10:40.877
11 -	1:40.821	44.234	43.13	14:12:21.698
12 -	56.587 (1)		76.84	14:13:18.285
13 -	57.512	0.925	75.61	14:14:15.797
14 -	57.456	0.869	75.68	14:15:13.253
15 -	57.369	0.782	75.80	14:16:10.622
16 -	58.590	2.003	74.22	14:17:09.212
17 -	56.628 (2)	0.041	76.79	14:18:05.840
18 -	56.688 (3)	0.101	76.71	14:19:02.528
19 -	56.980	0.393	76.31	14:19:59.508

P3 25 Dominique MANNSPERGER				
LAP	LAP TIME	DIFF	MPH	TIME OF DAY
1 -	1:01.959	4.949	70.18	14:00:56.959
2 -	59.977	2.967	72.50	14:01:56.936
3 -	1:00.240	3.230	72.18	14:02:57.176
4 -	59.027	2.017	73.67	14:03:56.203
5 -	58.589	1.579	74.22	14:04:54.792
6 -	58.638	1.628	74.16	14:05:53.430
7 -	58.494	1.484	74.34	14:06:51.924
8 -	58.478	1.468	74.36	14:07:50.402
9 -	1:04.999	7.989	66.90	14:08:55.401
10 -	1:43.018	46.008	42.21	14:10:38.419
11 -	1:41.956	44.946	42.65	14:12:20.375
12 -	57.254	0.244	75.95	14:13:17.629
13 -	57.568	0.558	75.53	14:14:15.197
14 -	57.905	0.895	75.09	14:15:13.102
15 -	57.347	0.337	75.82	14:16:10.449
16 -	58.117	1.107	74.82	14:17:08.566

DIFF = Difference To Personal Best Lap

17 -	57.207 (3)	0.197	76.01	14:18:05.773
18 -	57.157 (2)	0.147	76.08	14:19:02.930
19 -	57.010 (1)		76.27	14:19:59.940

P4 86 Simon SHAW				
LAP	LAP TIME	DIFF	MPH	TIME OF DAY
1 -	1:01.380	4.494	70.84	14:00:56.380
2 -	1:00.124	3.238	72.32	14:01:56.504
3 -	1:00.214	3.328	72.21	14:02:56.718
4 -	59.013	2.127	73.68	14:03:55.731
5 -	1:00.630	3.744	71.72	14:04:56.361
6 -	58.455	1.569	74.39	14:05:54.816
7 -	58.137	1.251	74.79	14:06:52.953
8 -	57.809	0.923	75.22	14:07:50.762
9 -	1:05.753	8.867	66.13	14:08:56.515
10 -	1:43.272	46.386	42.10	14:10:39.787
11 -	1:41.294	44.408	42.93	14:12:21.081
12 -	56.984 (2)	0.098	76.31	14:13:18.065
13 -	57.774	0.888	75.26	14:14:15.839
14 -	57.660	0.774	75.41	14:15:13.499
15 -	57.278	0.392	75.92	14:16:10.777
16 -	58.256	1.370	74.64	14:17:09.033
17 -	57.126 (3)	0.240	76.12	14:18:06.159
18 -	57.227	0.341	75.98	14:19:03.386
19 -	56.886 (1)		76.44	14:20:00.272

P5 7 James WALKER				
LAP	LAP TIME	DIFF	MPH	TIME OF DAY
1 -	1:02.628	5.402	69.43	14:00:57.628
2 -	59.283	2.057	73.35	14:01:56.911
3 -	1:00.475	3.249	71.90	14:02:57.386
4 -	59.047	1.821	73.64	14:03:56.433
5 -	58.947	1.721	73.77	14:04:55.380
6 -	59.405	2.179	73.20	14:05:54.785
7 -	58.670	1.444	74.11	14:06:53.455
8 -	58.261	1.035	74.64	14:07:51.716
9 -	1:06.389	9.163	65.50	14:08:58.105
10 -	1:43.344	46.118	42.07	14:10:41.449
11 -	1:41.695	44.469	42.76	14:12:23.144
12 -	58.104	0.878	74.84	14:13:21.248
13 -	57.516	0.290	75.60	14:14:18.764
14 -	57.902	0.676	75.10	14:15:16.666
15 -	57.529	0.303	75.58	14:16:14.195
16 -	57.806	0.580	75.22	14:17:12.001
17 -	57.328 (3)	0.102	75.85	14:18:09.329
18 -	57.226 (1)		75.99	14:19:06.555
19 -	57.289 (2)	0.063	75.90	14:20:03.844

P6 4 Nick TIMPSON				
LAP	LAP TIME	DIFF	MPH	TIME OF DAY
1 -	1:04.931	7.383	66.97	14:00:59.931
2 -	59.573	2.025	72.99	14:01:59.504
3 -	58.967	1.419	73.74	14:02:58.471
4 -	59.533	1.985	73.04	14:03:58.004
5 -	58.857	1.309	73.88	14:04:56.861
6 -	59.648	2.100	72.90	14:05:56.509
7 -	59.606	2.058	72.95	14:06:56.115
8 -	59.004	1.456	73.70	14:07:55.119
9 -	1:04.390	6.842	67.53	14:08:59.509
10 -	1:43.771	46.223	41.90	14:10:43.280
11 -	1:40.366	42.818	43.32	14:12:23.646
12 -	58.302	0.754	74.58	14:13:21.948

Weather / Track : Cloudy / Dry

Brands Hatch Indy
Circuit Length = 1.2079 miles
Start: 13:59 Flag 14:19 End: 14:22

Caterham Academy Championship

RACE 14 - LAP ANALYSIS

DIFF = Difference To Personal Best Lap

13 -	57.548 (1)		75.56	14:14:19.496
14 -	57.981 (3)	0.433	75.00	14:15:17.477
15 -	58.382	0.834	74.48	14:16:15.859
16 -	58.603	1.055	74.20	14:17:14.462
17 -	58.101	0.553	74.84	14:18:12.563
18 -	57.701 (2)	0.153	75.36	14:19:10.264
19 -	58.273	0.725	74.62	14:20:08.537

P7 3 Sam GIBBONS

LAP	LAP TIME	DIFF	MPH	TIME OF DAY
1 -	1:05.060	7.687	66.83	14:01:00.060
2 -	1:00.003	2.630	72.47	14:02:00.063
3 -	59.218	1.845	73.43	14:02:59.281
4 -	58.979	1.606	73.73	14:03:58.260
5 -	58.762	1.389	74.00	14:04:57.022
6 -	59.651	2.278	72.90	14:05:56.673
7 -	59.573	2.200	72.99	14:06:56.246
8 -	59.046	1.673	73.64	14:07:55.292
9 -	1:05.333	7.960	66.56	14:09:00.625
10 -	1:43.866	46.493	41.86	14:10:44.491
11 -	1:39.484	42.111	43.71	14:12:23.975
12 -	58.351	0.978	74.52	14:13:22.326
13 -	57.373 (1)		75.79	14:14:19.699
14 -	57.937 (3)	0.564	75.05	14:15:17.636
15 -	58.581	1.208	74.23	14:16:16.217
16 -	58.388	1.015	74.47	14:17:14.605
17 -	58.192	0.819	74.72	14:18:12.797
18 -	57.655 (2)	0.282	75.42	14:19:10.452
19 -	58.923	1.550	73.80	14:20:09.375

P8 15 Ian BROWN

LAP	LAP TIME	DIFF	MPH	TIME OF DAY
1 -	1:14.593	17.607	58.29	14:01:09.593
2 -	1:00.345	3.359	72.06	14:02:09.938
3 -	59.189	2.203	73.46	14:03:09.127
4 -	1:02.902	5.916	69.13	14:04:12.029
5 -	59.639	2.653	72.91	14:05:11.668
6 -	58.563	1.577	74.25	14:06:10.231
7 -	58.178	1.192	74.74	14:07:08.409
8 -	58.757	1.771	74.00	14:08:07.166
9 -	1:00.204	3.218	72.23	14:09:07.370
10 -	1:40.205	43.219	43.39	14:10:47.575
11 -	1:38.826	41.840	44.00	14:12:26.401
12 -	57.426 (3)	0.440	75.72	14:13:23.827
13 -	58.352	1.366	74.52	14:14:22.179
14 -	57.053 (2)	0.067	76.22	14:15:19.232
15 -	58.112	1.126	74.83	14:16:17.344
16 -	58.111	1.125	74.83	14:17:15.455
17 -	58.065	1.079	74.89	14:18:13.520
18 -	56.986 (1)		76.31	14:19:10.506
19 -	59.035	2.049	73.66	14:20:09.541

P9 70 Michael HILTON

LAP	LAP TIME	DIFF	MPH	TIME OF DAY
1 -	1:05.973	8.300	65.91	14:01:00.973
2 -	59.453	1.780	73.14	14:02:00.426
3 -	59.210	1.537	73.44	14:02:59.636
4 -	59.247	1.574	73.39	14:03:58.883
5 -	59.349	1.676	73.27	14:04:58.232
6 -	59.238	1.565	73.40	14:05:57.470
7 -	1:00.004	2.331	72.47	14:06:57.474
8 -	58.876	1.203	73.86	14:07:56.350

DIFF = Difference To Personal Best Lap

9 -	1:05.304	7.631	66.59	14:09:01.654
10 -	1:43.565	45.892	41.98	14:10:45.219
11 -	1:39.671	41.998	43.62	14:12:24.890
12 -	57.872 (2)	0.199	75.14	14:13:22.762
13 -	58.015 (3)	0.342	74.95	14:14:20.777
14 -	58.194	0.521	74.72	14:15:18.971
15 -	57.673 (1)		75.40	14:16:16.644
16 -	58.623	0.950	74.17	14:17:15.267
17 -	58.575	0.902	74.23	14:18:13.842
18 -	58.238	0.565	74.66	14:19:12.080
19 -	58.539	0.866	74.28	14:20:10.619

P10 8 Eike SCHICK

LAP	LAP TIME	DIFF	MPH	TIME OF DAY
1 -	1:08.579	10.956	63.41	14:01:03.579
2 -	1:00.346	2.723	72.06	14:02:03.925
3 -	59.617	1.994	72.94	14:03:03.542
4 -	1:02.149	4.526	69.97	14:04:05.691
5 -	1:01.423	3.800	70.79	14:05:07.114
6 -	59.031	1.408	73.66	14:06:06.145
7 -	59.590	1.967	72.97	14:07:05.735
8 -	58.905	1.282	73.82	14:08:04.640
9 -	59.787	2.164	72.73	14:09:04.427
10 -	1:41.849	44.226	42.69	14:10:46.276
11 -	1:39.187	41.564	43.84	14:12:25.463
12 -	57.623 (1)		75.46	14:13:23.086
13 -	58.252	0.629	74.65	14:14:21.338
14 -	57.768 (3)	0.145	75.27	14:15:19.106
15 -	1:00.342	2.719	72.06	14:16:19.448
16 -	58.522	0.899	74.30	14:17:17.970
17 -	57.901	0.278	75.10	14:18:15.871
18 -	57.682 (2)	0.059	75.38	14:19:13.553
19 -	58.378	0.755	74.49	14:20:11.931

P11 77 Jack WOODGATE

LAP	LAP TIME	DIFF	MPH	TIME OF DAY
1 -	1:06.289	8.978	65.60	14:01:01.289
2 -	1:04.556	7.245	67.36	14:02:05.845
3 -	59.012	1.701	73.69	14:03:04.857
4 -	1:01.025	3.714	71.25	14:04:05.882
5 -	1:01.972	4.661	70.17	14:05:07.854
6 -	59.411	2.100	73.19	14:06:07.265
7 -	59.361	2.050	73.25	14:07:06.626
8 -	58.425	1.114	74.43	14:08:05.051
9 -	59.921	2.610	72.57	14:09:04.972
10 -	1:41.958	44.647	42.65	14:10:46.930
11 -	1:38.965	41.654	43.94	14:12:25.895
12 -	57.623 (2)	0.312	75.46	14:13:23.518
13 -	59.203	1.892	73.45	14:14:22.721
14 -	58.220	0.909	74.69	14:15:20.941
15 -	58.673	1.362	74.11	14:16:19.614
16 -	58.931	1.620	73.79	14:17:18.545
17 -	57.999 (3)	0.688	74.97	14:18:16.544
18 -	57.311 (1)		75.87	14:19:13.855
19 -	58.359	1.048	74.51	14:20:12.214

P12 76 Stuart HATZEL

LAP	LAP TIME	DIFF	MPH	TIME OF DAY
1 -	1:11.185	12.715	61.08	14:01:06.185
2 -	1:01.093	2.623	71.18	14:02:07.278
3 -	59.953	1.483	72.53	14:03:07.231
4 -	1:00.361	1.891	72.04	14:04:07.592

Weather / Track : Cloudy / Dry

Brands Hatch Indy
Circuit Length = 1.2079 miles
Start: 13:59 Flag 14:19 End: 14:22

Caterham Academy Championship

RACE 14 - LAP ANALYSIS

DIFF = Difference To Personal Best Lap

5 -	1:00.975	2.505	71.31	14:05:08.567
6 -	59.933	1.463	72.55	14:06:08.500
7 -	59.754	1.284	72.77	14:07:08.254
8 -	59.775	1.305	72.74	14:08:08.029
9 -	1:05.594	7.124	66.29	14:09:13.623
10 -	1:35.863	37.393	45.36	14:10:49.486
11 -	1:39.656	41.186	43.63	14:12:29.142
12 -	58.470 (1)		74.37	14:13:27.612
13 -	58.769 (2)	0.299	73.99	14:14:26.381
14 -	59.658	1.188	72.89	14:15:26.039
15 -	59.502	1.032	73.08	14:16:25.541
16 -	59.279	0.809	73.35	14:17:24.820
17 -	1:00.163	1.693	72.28	14:18:24.983
18 -	59.275	0.805	73.36	14:19:24.258
19 -	59.127 (3)	0.657	73.54	14:20:23.385

P13 42 Christopher BROOM

LAP	LAP TIME	DIFF	MPH	TIME OF DAY
1 -	1:07.642	8.720	64.28	14:01:02.642
2 -	1:00.492	1.570	71.88	14:02:03.134
3 -	1:00.996	2.074	71.29	14:03:04.130
4 -	1:01.584	2.662	70.61	14:04:05.714
5 -	1:01.970	3.048	70.17	14:05:07.684
6 -	1:00.487	1.565	71.89	14:06:08.171
7 -	59.370 (3)	0.448	73.24	14:07:07.541
8 -	59.861	0.939	72.64	14:08:07.402
9 -	1:05.909	6.987	65.97	14:09:13.311
10 -	1:35.080	36.158	45.73	14:10:48.391
11 -	1:39.798	40.876	43.57	14:12:28.189
12 -	59.673	0.751	72.87	14:13:27.862
13 -	58.922 (1)		73.80	14:14:26.784
14 -	59.429	0.507	73.17	14:15:26.213
15 -	59.808	0.886	72.70	14:16:26.021
16 -	59.475	0.553	73.11	14:17:25.496
17 -	1:00.104	1.182	72.35	14:18:25.600
18 -	59.013 (2)	0.091	73.68	14:19:24.613
19 -	1:00.165	1.243	72.27	14:20:24.778

P14 38 Ryan LOVETT

LAP	LAP TIME	DIFF	MPH	TIME OF DAY
1 -	1:06.506	9.356	65.38	14:01:01.506
2 -	1:21.010	23.860	53.67	14:02:22.516
3 -	1:00.793	3.643	71.53	14:03:23.309
4 -	1:00.572	3.422	71.79	14:04:23.881
5 -	59.503	2.353	73.08	14:05:23.384
6 -	59.188	2.038	73.47	14:06:22.572
7 -	58.583	1.433	74.22	14:07:21.155
8 -	59.312	2.162	73.31	14:08:20.467
9 -	1:08.879	11.729	63.13	14:09:29.346
10 -	1:23.883	26.733	51.84	14:10:53.229
11 -	1:44.417	47.267	41.64	14:12:37.646
12 -	1:02.568	5.418	69.50	14:13:40.214
13 -	58.708	1.558	74.07	14:14:38.922
14 -	58.748	1.598	74.02	14:15:37.670
15 -	58.796	1.646	73.96	14:16:36.466
16 -	58.135	0.985	74.80	14:17:34.601
17 -	57.150 (1)		76.09	14:18:31.751
18 -	57.733 (3)	0.583	75.32	14:19:29.484
19 -	57.319 (2)	0.169	75.86	14:20:26.803

DIFF = Difference To Personal Best Lap

P15 34 Allan COSTLEY				
LAP	LAP TIME	DIFF	MPH	TIME OF DAY
1 -	1:11.679	13.315	60.66	14:01:06.679
2 -	1:01.958	3.594	70.18	14:02:08.637
3 -	1:00.457	2.093	71.92	14:03:09.094
4 -	1:02.863	4.499	69.17	14:04:11.957
5 -	1:00.116	1.752	72.33	14:05:12.073
6 -	59.510	1.146	73.07	14:06:11.583
7 -	58.505 (3)	0.141	74.32	14:07:10.088
8 -	58.364 (1)		74.50	14:08:08.452
9 -	1:05.863	7.499	66.02	14:09:14.315
10 -	1:36.293	37.929	45.16	14:10:50.608
11 -	1:41.051	42.687	43.03	14:12:31.659
12 -	58.605	0.241	74.20	14:13:30.264
13 -	58.584	0.220	74.22	14:14:28.848
14 -	58.415 (2)	0.051	74.44	14:15:27.263
15 -	1:06.305	7.941	65.58	14:16:33.568
16 -	59.136	0.772	73.53	14:17:32.704
17 -	58.904	0.540	73.82	14:18:31.608
18 -	58.991	0.627	73.71	14:19:30.599
19 -	58.533	0.169	74.29	14:20:29.132

P16 81 Adrian MARIADAS

LAP	LAP TIME	DIFF	MPH	TIME OF DAY
1 -	1:11.836	12.508	60.53	14:01:06.836
2 -	1:04.115	4.787	67.82	14:02:10.951
3 -	1:03.263	3.935	68.73	14:03:14.214
4 -	1:01.705	2.377	70.47	14:04:15.919
5 -	1:01.699	2.371	70.48	14:05:17.618
6 -	1:01.518	2.190	70.68	14:06:19.136
7 -	1:00.644	1.316	71.70	14:07:19.780
8 -	1:01.719	2.391	70.45	14:08:21.499
9 -	1:10.195	10.867	61.95	14:09:31.694
10 -	1:23.631	24.303	51.99	14:10:55.325
11 -	1:42.821	43.493	42.29	14:12:38.146
12 -	1:03.054	3.726	68.96	14:13:41.200
13 -	59.791	0.463	72.73	14:14:40.991
14 -	59.328 (1)		73.29	14:15:40.319
15 -	59.373 (2)	0.045	73.24	14:16:39.692
16 -	59.436 (3)	0.108	73.16	14:17:39.128
17 -	59.618	0.290	72.94	14:18:38.746
18 -	59.493	0.165	73.09	14:19:38.239
19 -	59.468	0.140	73.12	14:20:37.707

P17 73 Peter MALONEY

LAP	LAP TIME	DIFF	MPH	TIME OF DAY
1 -	1:10.601	11.566	61.59	14:01:05.601
2 -	1:01.490	2.455	70.72	14:02:07.091
3 -	1:01.272	2.237	70.97	14:03:08.363
4 -	1:03.521	4.486	68.45	14:04:11.884
5 -	1:02.039	3.004	70.09	14:05:13.923
6 -	1:02.147	3.112	69.97	14:06:16.070
7 -	1:02.040	3.005	70.09	14:07:18.110
8 -	1:00.551	1.516	71.81	14:08:18.661
9 -	1:12.325	13.290	60.12	14:09:30.986
10 -	1:22.853	23.818	52.48	14:10:53.839
11 -	1:43.496	44.461	42.01	14:12:37.335
12 -	1:04.198	5.163	67.73	14:13:41.533
13 -	59.994 (3)	0.959	72.48	14:14:41.527
14 -	59.580 (2)	0.545	72.98	14:15:41.107
15 -	59.035 (1)		73.66	14:16:40.142
16 -	1:00.442	1.407	71.94	14:17:40.584

Brands Hatch Indy

Circuit Length = 1.2079 miles

Start: 13:59 Flag 14:19 End: 14:22

Weather / Track : Cloudy / Dry

Caterham Academy Championship

RACE 14 - LAP ANALYSIS

DIFF = Difference To Personal Best Lap

17 -	1:00.755	1.720	71.57	14:18:41.339
18 -	1:00.019	0.984	72.45	14:19:41.358
19 -	1:00.428	1.393	71.96	14:20:41.786

P18 88 Michael KHOO

LAP	LAP TIME	DIFF	MPH	TIME OF DAY
1 -	1:10.241	10.438	61.90	14:01:05.241
2 -	1:06.566	6.763	65.32	14:02:11.807
3 -	1:03.015	3.212	69.00	14:03:14.822
4 -	1:02.684	2.881	69.37	14:04:17.506
5 -	1:00.990	1.187	71.30	14:05:18.496
6 -	1:01.968	2.165	70.17	14:06:20.464
7 -	1:00.316	0.513	72.09	14:07:20.780
8 -	1:01.589	1.786	70.60	14:08:22.369
9 -	1:12.673	12.870	59.83	14:09:35.042
10 -	1:21.417	21.614	53.41	14:10:56.459
11 -	1:43.004	43.201	42.21	14:12:39.463
12 -	1:04.881	5.078	67.02	14:13:44.344
13 -	1:01.020	1.217	71.26	14:14:45.364
14 -	1:00.247	0.444	72.17	14:15:45.611
15 -	1:00.234 (3)	0.431	72.19	14:16:45.845
16 -	1:00.234 (3)	0.431	72.19	14:17:46.079
17 -	1:00.146 (2)	0.343	72.30	14:18:46.225
18 -	1:00.432	0.629	71.95	14:19:46.657
19 -	59.803 (1)		72.71	14:20:46.460

P19 20 Chris GRIFFITH

LAP	LAP TIME	DIFF	MPH	TIME OF DAY
1 -	1:12.416	12.556	60.05	14:01:07.416
2 -	1:04.049	4.189	67.89	14:02:11.465
3 -	1:03.204	3.344	68.80	14:03:14.669
4 -	1:02.696	2.836	69.36	14:04:17.365
5 -	1:01.982	2.122	70.15	14:05:19.347
6 -	1:01.581	1.721	70.61	14:06:20.928
7 -	1:01.434	1.574	70.78	14:07:22.362
8 -	1:02.919	3.059	69.11	14:08:25.281
9 -	1:10.180	10.320	61.96	14:09:35.461
10 -	1:21.895	22.035	53.09	14:10:57.356
11 -	1:43.069	43.209	42.19	14:12:40.425
12 -	1:07.872	8.012	64.07	14:13:48.297
13 -	1:01.049	1.189	71.23	14:14:49.346
14 -	1:00.639	0.779	71.71	14:15:49.985
15 -	1:01.091	1.231	71.18	14:16:51.076
16 -	1:00.021 (2)	0.161	72.45	14:17:51.097
17 -	59.860 (1)		72.64	14:18:50.957
18 -	1:00.108 (3)	0.248	72.34	14:19:51.065
19 -	1:00.523	0.663	71.85	14:20:51.588

P20 74 Michael LEWIS

LAP	LAP TIME	DIFF	MPH	TIME OF DAY
1 -	1:15.113	14.131	57.89	14:01:10.113
2 -	1:05.065	4.083	66.83	14:02:15.178
3 -	1:03.927	2.945	68.02	14:03:19.105
4 -	1:03.746	2.764	68.21	14:04:22.851
5 -	1:03.201	2.219	68.80	14:05:26.052
6 -	1:02.808	1.826	69.23	14:06:28.860
7 -	1:02.927	1.945	69.10	14:07:31.787
8 -	1:05.465	4.483	66.42	14:08:37.252
9 -	1:13.643	12.661	59.04	14:09:50.895
10 -	1:10.469	9.487	61.70	14:11:01.364
11 -	1:40.817	39.835	43.13	14:12:42.181
12 -	1:06.020	5.038	65.86	14:13:48.201

DIFF = Difference To Personal Best Lap

13 -	1:01.851	0.869	70.30	14:14:50.052
14 -	1:01.289 (2)	0.307	70.95	14:15:51.341
15 -	1:01.498 (3)	0.516	70.71	14:16:52.839
16 -	1:00.982 (1)		71.30	14:17:53.821
17 -	1:01.724	0.742	70.45	14:18:55.545
18 -	1:01.666	0.684	70.51	14:19:57.211
19 -	1:02.267	1.285	69.83	14:20:59.478

P21 28 Carl WEBB

LAP	LAP TIME	DIFF	MPH	TIME OF DAY
1 -	1:16.426	15.940	56.89	14:01:11.426
2 -	1:05.409	4.923	66.48	14:02:16.835
3 -	1:04.783	4.297	67.12	14:03:21.618
4 -	1:04.725	4.239	67.18	14:04:26.343
5 -	1:05.685	5.199	66.20	14:05:32.028
6 -	1:03.878	3.392	68.07	14:06:35.906
7 -	1:03.142	2.656	68.87	14:07:39.048
8 -	1:08.775	8.289	63.22	14:08:47.823
9 -	1:13.834	13.348	58.89	14:10:01.657
10 -	1:10.678	10.192	61.52	14:11:12.335
11 -	1:30.400	29.914	48.10	14:12:42.735
12 -	1:06.282	5.796	65.60	14:13:49.017
13 -	1:03.567	3.081	68.40	14:14:52.584
14 -	1:01.679	1.193	70.50	14:15:54.263
15 -	1:01.052	0.566	71.22	14:16:55.315
16 -	1:00.765 (2)	0.279	71.56	14:17:56.080
17 -	1:00.486 (1)		71.89	14:18:56.566
18 -	1:00.847 (3)	0.361	71.46	14:19:57.413
19 -	1:02.250	1.764	69.85	14:20:59.663

P22 23 Mark FIRTH

LAP	LAP TIME	DIFF	MPH	TIME OF DAY
1 -	1:14.652	13.937	58.25	14:01:09.652
2 -	1:04.849	4.134	67.05	14:02:14.501
3 -	1:03.730	3.015	68.23	14:03:18.231
4 -	1:03.705	2.990	68.26	14:04:21.936
5 -	1:02.669	1.954	69.39	14:05:24.605
6 -	1:02.687	1.972	69.37	14:06:27.292
7 -	1:01.565	0.850	70.63	14:07:28.857
8 -	1:03.585	2.870	68.39	14:08:32.442
9 -	1:09.431	8.716	62.63	14:09:41.873
10 -	1:16.597	15.882	56.77	14:10:58.470
11 -	1:42.838	42.123	42.28	14:12:41.308
12 -	1:07.383	6.668	64.53	14:13:48.691
13 -	1:03.288	2.573	68.71	14:14:51.979
14 -	1:01.112 (2)	0.397	71.15	14:15:53.091
15 -	1:01.563	0.848	70.63	14:16:54.654
16 -	1:01.124 (3)	0.409	71.14	14:17:55.778
17 -	1:01.815	1.100	70.34	14:18:57.593
18 -	1:00.715 (1)		71.62	14:19:58.308
19 -	1:06.810	6.095	65.08	14:21:05.118

P23 78 Ben SENGELOW

LAP	LAP TIME	DIFF	MPH	TIME OF DAY
1 -	1:17.826	17.309	55.87	14:01:12.826
2 -	1:04.452	3.935	67.47	14:02:17.278
3 -	1:04.719	4.202	67.19	14:03:21.997
4 -	1:04.850	4.333	67.05	14:04:26.847
5 -	1:05.687	5.170	66.20	14:05:32.534
6 -	1:03.744	3.227	68.21	14:06:36.278
7 -	1:03.202	2.685	68.80	14:07:39.480
8 -	1:09.364	8.847	62.69	14:08:48.844

Weather / Track : Cloudy / Dry

Brands Hatch Indy
Circuit Length = 1.2079 miles
Start: 13:59 Flag 14:19 End: 14:22

Caterham Academy Championship

RACE 14 - LAP ANALYSIS

DIFF = Difference To Personal Best Lap

9 -	1:14.057	13.540	58.71	14:10:02.901
10 -	1:10.424	9.907	61.74	14:11:13.325
11 -	1:30.902	30.385	47.83	14:12:44.227
12 -	1:05.396	4.879	66.49	14:13:49.623
13 -	1:03.441	2.924	68.54	14:14:53.064
14 -	1:01.638	1.121	70.55	14:15:54.702
15 -	1:01.439	0.922	70.77	14:16:56.141
16 -	1:00.517 (1)		71.85	14:17:56.658
17 -	1:01.239 (2)	0.722	71.01	14:18:57.897
18 -	1:01.266 (3)	0.749	70.97	14:19:59.163
19 -	1:15.960	15.443	57.24	14:21:15.123

DIFF = Difference To Personal Best Lap

8 -	1:10.526	12.330	61.65	14:13:48.525
9 -	1:02.359	4.163	69.73	14:14:50.884
10 -	59.541	1.345	73.03	14:15:50.425
11 -	59.323	1.127	73.30	14:16:49.748
12 -	58.461 (2)	0.265	74.38	14:17:48.209
13 -	58.196 (1)		74.72	14:18:46.405
14 -	58.633	0.437	74.16	14:19:45.038
15 -	58.625 (3)	0.429	74.17	14:20:43.663

P24 79 Ryan MEAGER

LAP	LAP TIME	DIFF	MPH	TIME OF DAY
1 -	1:04.215	6.721	67.71	14:00:59.215
2 -	59.091	1.597	73.59	14:01:58.306
3 -	59.718	2.224	72.81	14:02:58.024
4 -	59.225	1.731	73.42	14:03:57.249
5 -	59.153	1.659	73.51	14:04:56.402
6 -	58.917	1.423	73.80	14:05:55.319
7 -	58.988	1.494	73.72	14:06:54.307
8 -	57.884	0.390	75.12	14:07:52.191
9 -	2:59.128 P	2:01.634	24.27	14:10:51.319
10 -	1:35.846	38.352	45.37	14:12:27.165
11 -	57.578 (2)	0.084	75.52	14:13:24.743
12 -	58.207	0.713	74.70	14:14:22.950
13 -	57.494 (1)		75.63	14:15:20.444
14 -	57.824 (3)	0.330	75.20	14:16:18.268
15 -	1:08.100	10.606	63.85	14:17:26.368
16 -	58.740	1.246	74.03	14:18:25.108
17 -	59.164	1.670	73.50	14:19:24.272
18 -	59.740	2.246	72.79	14:20:24.012

P25 18 Stephen MARIADAS

LAP	LAP TIME	DIFF	MPH	TIME OF DAY
1 -	1:19.542	12.450	54.67	14:01:14.542
2 -	1:07.092 (1)		64.81	14:02:21.634
3 -	1:09.791	2.699	62.30	14:03:31.425
4 -	1:07.863	0.771	64.07	14:04:39.288
5 -	1:08.389	1.297	63.58	14:05:47.677
6 -	1:11.045	3.953	61.20	14:06:58.722
7 -	1:07.725 (3)	0.633	64.20	14:08:06.447
8 -	1:22.110	15.018	52.96	14:09:28.557
9 -	1:23.850	16.758	51.86	14:10:52.407
10 -	1:44.774	37.682	41.50	14:12:37.181
11 -	1:10.981	3.889	61.26	14:13:48.162
12 -	1:12.179	5.087	60.24	14:15:00.341
13 -	1:07.911	0.819	64.03	14:16:08.252
14 -	1:12.498	5.406	59.98	14:17:20.750
15 -	1:09.107	2.015	62.92	14:18:29.857
16 -	1:07.224 (2)	0.132	64.68	14:19:37.081
17 -	1:08.451	1.359	63.52	14:20:45.532

P26 69 Lindon SUGAR

LAP	LAP TIME	DIFF	MPH	TIME OF DAY
1 -	1:07.195	8.999	64.71	14:01:02.195
2 -	1:01.144	2.948	71.12	14:02:03.339
3 -	1:00.030	1.834	72.44	14:03:03.369
4 -	5:12.097 P	4:13.901	13.93	14:08:15.466
5 -	1:14.628	16.432	58.27	14:09:30.094
6 -	1:24.242	26.046	51.62	14:10:54.336
7 -	1:43.663	45.467	41.94	14:12:37.999

Weather / Track : Cloudy / Dry

Brands Hatch Indy
Circuit Length = 1.2079 miles
Start: 13:59 Flag 14:19 End: 14:22

Caterham Academy Championship

RACE 14 - STATISTICS

Competitors Started	27
Planned Start	2020-09-27 @ 14:00:00.000
Actual Start	2020-09-27 @ 13:59:55.000
Finish Time	2020-09-27 @ 14:19:59.164
Track Length	1.2079mi.
Total Laps	487
Total Distance Covered	588.2695mi.

Session Fastest Lap History

NO	NAME	LAP TIME	TIME OF DAY	LAP	VEHICLE
86	Simon SHAW	1:01.380	14:00:56.393	1	Caterham Academy
86	Simon SHAW	1:00.124	14:01:56.518	2	Caterham Academy
11	Taylor OFLANAGAN	59.658	14:01:56.600	2	Caterham Academy
7	James WALKER	59.283	14:01:56.924	2	Caterham Academy
22	Hugo BUSH	58.479	14:01:57.158	2	Caterham Academy
86	Simon SHAW	58.455	14:05:54.816	6	Caterham Academy
86	Simon SHAW	58.137	14:06:52.902	7	Caterham Academy
22	Hugo BUSH	57.789	14:07:50.577	8	Caterham Academy
11	Taylor OFLANAGAN	57.402	14:13:17.449	12	Caterham Academy
25	Domenique MANNSPERGER	57.254	14:13:17.642	12	Caterham Academy
86	Simon SHAW	56.984	14:13:18.078	12	Caterham Academy
22	Hugo BUSH	56.587	14:13:18.298	12	Caterham Academy

Session Leader History

NO	NAME	FROM LAP	LAPS LED	DISTANCE	VEHICLE
86	Simon SHAW	1	2	2.41 miles	Caterham Academy
11	Taylor OFLANAGAN	3	4	4.83 miles	Caterham Academy
25	Domenique MANNSPERGER	7	1	1.20 miles	Caterham Academy
11	Taylor OFLANAGAN	8	12	14.49 miles	Caterham Academy

Flag History

TYPE	TIME OF DAY
GREEN	13:59:55.000
SAFETY	14:08:21.990
GREEN	14:12:17.690
FINISH	14:19:59.164

Flag Statistics

TYPE	COUNT	TOTAL LAPS	TOTAL TIME
Green	2	17	18:51.618
Red	0	0	0.000
Safety Car	1	2	3:55.700
FCY	0	0	0.000

Weather / Track : Cloudy / Dry

Results can be found at www.tsl-timing.com

Brands Hatch Indy
Circuit Length = 1.2079 miles
Start: 13:59 Flag 14:19 End: 14:22

Printed - 14:25 Sunday, 27 September 2020